



NEW EDITION

Digital Resource Guide

Table of Contents

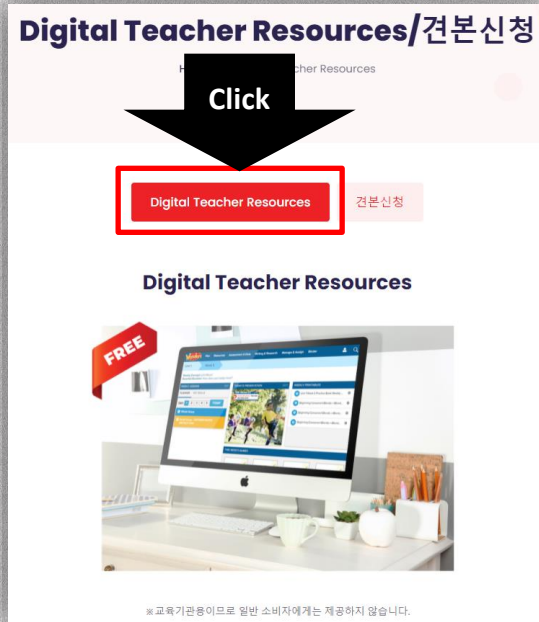
I. Digital Account 받는 방법	3p.
II. Resource를 찾아가는 방법	
- Grade K	4p.
- Grade 1	7p.
- Grade 2 and 3	10p.
III. Unit Opener 수업시 도움 되는 자료 (Grade K and 1)	13p.
IV. Weekly Opener/Key Concept 수업에 도움 되는 자료	16p.
V. Phonics 수업에 도움되는 자료 (Grade K and 1 mainly)	21p.
VI. Words To Know/Vocabulary 수업에 도움되는 자료	28p.
VII. Shared Read and Paired Read 수업에 도움되는 자료	34p.
VIII. Genre Study 수업에 도움되는 자료 (Grade 1 to 3)	39p.
IX. Comprehension Skill 수업에 도움이 되는 자료 (Grade 1 to 3)	43p.
X. Grammar 수업에 도움되는 자료	51p.
XI. Writing 수업에 도움되는 자료	56p.
XII. 기타 자료	61p.

I. Digital Account 받는 방법

1. 아래의 링크에 접속한다.

<https://www.twoponds.co.kr/wondersnewedition/resources>

2. Digital Teacher Resources 버튼을 클릭한다.



3. 신청하기 버튼 클릭후 이메일 주소를 입력하고 선생님의 정보를 아래의 페이지에 기입하여 제출버튼을 클릭하면 신청이 완료된다.

Digital Teacher Resource 신청 1

brhan08@gmail.com 계정 전환 저장 사용 중지됨

* 필수 입력

Digital Teacher Resource 신청

Digital Teacher Resource Request

계정 분류(Account classification) *

검토용 > 2주 (Trial > 2Week)

감사용 > 1년 (Teacher > 1Year)

기관종류(Type of Institute) *

학원(Academy)

유치원(Kindergarten)

학교(School)

공부방/교습소(Study room / Tutoring)

기타(other)

기관주소(Address of Institute) * 2

서울특별시

기관 상세주소 (Address of Institute) *

ex)서초구, 용인, 가재

송파구

성함 / 직책(Name / Position) *

Head Teacher

전화번호(HP) *

010-1234-0000 저점 :*(위기관)을 넣어 작성하여 주세요

010-1234-5678

기관 전화번호(TEL.) *

02-1234-5678

신청 학년(Requesting Grade) *

GK, G1 and G2

도서 구입처(출판명) *

Ink and Feather

기타 의견 (비워두셔도 됩니다)

잘 부탁드립니다. |

3

담당 사본을 내가 제공한 주소로 전송합니다.

뒤로 제출 양식 자유기

II. Resource를 찾아가는 방법: Grade K

1. Grade Level Resources: Grade 전체에 해당하는 자료

Grade K Wonders Resources

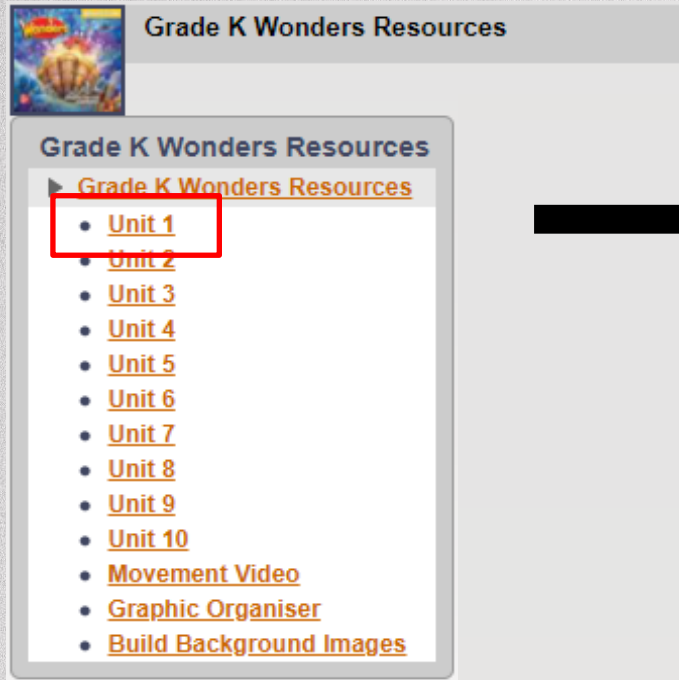
Grade K Wonders Resources

- Unit 1
- Unit 2
- Unit 3
- Unit 4
- Unit 5
- Unit 6
- Unit 7
- Unit 8
- Unit 9
- Unit 10
- Movement Video
- Graphic Organiser
- Build Background Images

Teacher's Edition	Lesson Flow, Teaching Tips, 그리고 Answer Key 를 제공하는 자료
Reading and Writing Companion Book e-Book	Interactive eBook으로 Blended Learning 또는 Remote Learning을 위한 자료로 사용 가능
Scope and Sequence	Grade 전체의 구성을 볼 수 있는 자료, Curriculum 및 Lesson Plan 개발 시 참고할 수 있음
Language Development Practice K-1	Grade K-1에 해당하는 Grammar의 기본적 구성에 대한 연습 문제를 제공하여 SB와 연계된 Content를 선별하여 사용가능
ATE Language Development K-1	위의 자료에 대한 답안지
Oral Language Sentence Frames Grades K-1	수업시간에 자주 쓰이는 말하기 구조를 연습할 수 있는 자료
Newcomer Cards (Grades K-2)	주제와 연계된 단어를 그림과 사진을 통해 수업준비를 할 수 있는 자료
The Alphabet Interactive Poster	Alphabet, Phonics, Spelling을 상호작용학습을 통해 습득할 수 있는 자료
Visual Vocabulary Cards TOC	각 Unit과 Week의 Oral Language 의 전체 구성을 볼 수 있는 자료
Visual Vocabulary Cards ELL TOC	각 Unit 과 Week의 ELL 레벨의 Oral Language의 전체 구성을 볼 수 있는 자료
How to Use Visual Vocabulary Cards	Unit Level에 제공되는 Visual Vocabulary Cards를 어떻게 활용하는지 알려주는 자료
Learning With Games	Grade K 레벨에 맞는 게임을 제공하는 자료
Movement Video	학습자가 울동을 통해 Spelling Song을 효과적으로 학습할 수 있는 자료
Graphic Organizer	학습자의 Idea을 정리할 수 있도록 도와주는 자료
Build Background Knowledge	Weekly Concept를 그림을 통해 효과적으로 학습할 수 있도록 돕는 자료

II. Resource를 찾아가는 방법: Grade K

2. Unit Level Resources: Unit 전체에 해당하는 자료



Grade K Wonders Resources

Grade K Wonders Resources

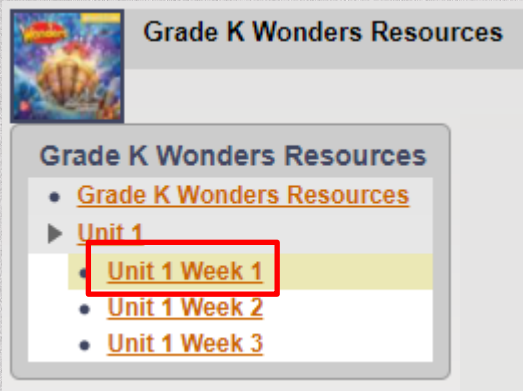
- **Unit 1**
- Unit 2
- Unit 3
- Unit 4
- Unit 5
- Unit 6
- Unit 7
- Unit 8
- Unit 9
- Unit 10
- Movement Video
- Graphic Organiser
- Build Background Images



Teacher's Edition	Lesson Flow, Teaching Tips, 그리고 Answer Key 를 제공하는 자료
Reading and Writing Companion Book e-Book	Interactive eBook으로 Blended Learning 또는 Remote Learning을 위한 자료로 사용 가능
Unit Assessment	Unit 전체의 학습내용을 평가해 볼 수 있는 자료
Audio Files (Zipped)	Unit 별로 제공되는 SB의 오디오 파일로 다운로드 후 사용 가능함
Category Words Cards	Unit의 주제를 이해를 보조할 수 있는 단어카드
Visual Vocabulary Cards	Unit 전체에서 쓰이는 기본단어를 효과적으로 학습시킬 수 있는 단어 카드
ELL Vocabulary Cards	Unit 전체에서 쓰이는 기본단어를 조금 더 자세한 설명과 쉬운 설명을 제시해 학습자가 쉽게 단어를 인식할 수 있는 단어 카드

II. Resource를 찾아가는 방법: Grade K

3. Week Level Resources: Week 에 해당하는 자료



Practice Book	Core Skill을 마스터 할 수 있는 Practice Book PDF version
Practice Book Answer Key	위의 자료에 대한 답안지
Classroom PPT	수업 진행이 용이한 PPT 자료, 답안 및 사운드 자료가 포함됨
Flash Cards	Weekly Concept, Phonics, Key Words를 효과적으로 연습할 수 있는 단어 카드
Word List (English and Korean)	단어와 예문 리스트를 제공해 학습자가 단어를 정확하게 습득할 수 있는 자료
Words Test (English and Korean)	학습자의 단어습득 정도를 확인할 수 있는 자료
Weekly Assessment	Week레벨에서 배운 Core Skill을 테스트해 볼 수 있는 자료
Weekly Opener Video	Weekly Concept에 대해 배경지식을 습득할 수 있는 비디오
Take-Home Story	High Frequency Words를 연습해 볼 수 있는 Extra 리딩
Isolate the final/initial sound, Phonemic Awareness	
Awareness Activity, Isolation, the beginning of words	
Phonemic Awareness: Blend Words	Phoneme과 Phonics를 Interactive Games를 통해 재미있고 다양하게 학습할 수 있는 자료
Phonemic Awareness: Sort Words	
Isolation	
Phonics, Identify/Categorize words	
Sentence Builder High Frequency Words Practice	High Frequency Words를 활용해 간단한 문장을 만들어 볼 수 있는 Interactive Activity

II. Resource를 찾아가는 방법: Grade 1

1. Grade Level Resources: Grade 전체에 해당하는 자료



Teacher's Edition	Lesson Flow, Teaching Tips, 그리고 Answer Key 를 제공하는 자료
Reading and Writing Companion Book e-Book	Interactive eBook으로 Blended Learning 또는 Remote Learning을 위한 자료로 사용 가능
Scope and Sequence	Grade 전체의 구성을 볼 수 있는 자료, Curriculum 및 Lesson Plan 개발 시 참고할 수 있음
Language Development Practice K-1	Grade K-1에 해당하는 Grammar, 단어의 기본적 구성에 대한 연습 문제를 제공하여 SB와 연계된 Content를 선별하여 사용가능
ATE Language Development K-1	위의 자료에 대한 답안지
Oral Language Sentence Frames Grades K-1	수업시간에 자주 쓰이는 말하기 구조를 연습할 수 있는 자료
Newcomer Cards (Grades K-2)	주제와 연계된 단어를 그림과 사진을 통해 수업 준비를 할 수 있는 자료
Visual Vocabulary Cards TOC	각 Unit과 Week의 Oral Language 의 전체 구성을 볼 수 있는 자료
Visual Vocabulary Cards ELL TOC	각 Unit 과 Week의 ELL 레벨의 Oral Language의 전체 구성을 볼 수 있는 자료
How to Use Visual Vocabulary Cards	Unit Level에 제공되는 Visual Vocabulary Cards를 어떻게 활용하는지 알려주는 자료
Phonics/Word Study Workstation Activity Cards	Phonics와 단어를 활용해 프로젝트 수업이 가능한 자료 다양한 Hands on Activity 가 가능함
Reading Workstation Activity Cards	Comprehension Skills를 활용해 프로젝트 수업이 가능한 자료
Science/Social Studies Workstation Activity Cards	사회과목과 과학과목과 연계해 프로젝트 수업이 가능한 자료
Writing Workstation Activity Cards	Writing Traits와 관련해 프로젝트 수업이 가능함 자료
Learning With Games	Grade 1 레벨에 맞는 게임을 제공하는 자료
Graphic Organizer	학습자의 Idea을 정리할 수 있도록 도와주는 자료
Build Background Knowledge	Weekly Concept를 그림을 통해 효과적으로 학습할 수 있도록 돕는 자료

II. Resource를 찾아가는 방법: Grade 1

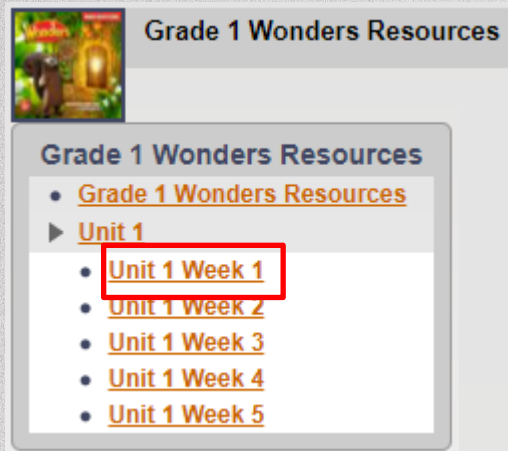
2. Unit Level Resources: Unit 전체에 해당하는 자료



Teacher's Edition	Lesson Flow, Teaching Tips, 그리고 Answer Key 를 제공하는 자료
Reading and Writing Companion Book e-Book	Interactive eBook으로 Blended Learning 또는 Remote Learning 을 위한 자료로 사용 가능
Unit Assessment	Unit 전체의 학습내용을 평가해 볼 수 있는 자료
Audio Files (Zipped)	Unit 별로 제공되는 SB의 오디오 파일로 다운로드 후 사용 가능함
Visual Vocabulary Cards	Unit 전체에서 쓰이는 기본단어를 효과적으로 학습시킬 수 있는 단어 카드
ELL Vocabulary Cards	Unit 전체에서 쓰이는 기본단어를 조금 더 자세한 설명과 쉬운 설명을 제시해 학습자가 쉽게 단어를 인식할 수 있는 단어 카드
Phonics: Blending	Phoneme Blending 을 Interactive Games를 통해 효과적으로 학습시킬 수 있고 스펠링을 강화할 수 있는 자료
High Frequency Words Practice	High Frequency Words를 Interactive Games를 통해 학습시킬 수 있는 자료
Comprehension Skills	Comprehension Skills 를 Interactive Games를 통해 학습시킬 수 있는 자료

II. Resource를 찾아가는 방법: Grade 1

3. Week Level Resources: Week에 해당하는 자료



Practice Book	Core Skill을 마스터 할 수 있는 Practice Book PDF version
Practice Book Answer Key	위의 자료에 대한 답안지
Classroom PPT	수업 진행이 용이한 PPT 자료, 답안 및 사운드 자료가 포함됨
Flash Cards	Weekly Concept, Phonics, Key Words를 효과적으로 연습할 수 있는 단어 카드
Word List (English and Korean)	단어와 예문 리스트를 제공해 학습자가 단어를 정확하게 습득할 수 있는 자료
Words Test (English and Korean)	학습자의 단어습득 정도를 확인할 수 있는 자료
Weekly Assessment	Week레벨에서 배운 Core Skill을 테스트해 볼 수 있는 자료
Weekly Opener Video	Weekly Concept에 대해 배경지식을 습득할 수 있는 비디오
Take-Home Story	High Frequency Words를 연습해 볼 수 있는 Extra 리딩
Workstation Activity Cards	Phonics, Words, Reading Comprehension, and Writing을 프로젝트 수업을 통해 강화할 수 있는 자료, 다양한 Hands on Activity가 가능함
Grammar Activity	문법 요소를 Interactive Game을 통해 학습할 수 있는 자료
Mechanic Activity	Interactive Games를 통해 문장의 구성요소를 파악하고 습득할 수 있는 자료

II. Resource를 찾아가는 방법: Grade 2 and 3

1. Grade Level Resources: Grade 전체에 해당하는 자료

Grade 2 Wonders Resources

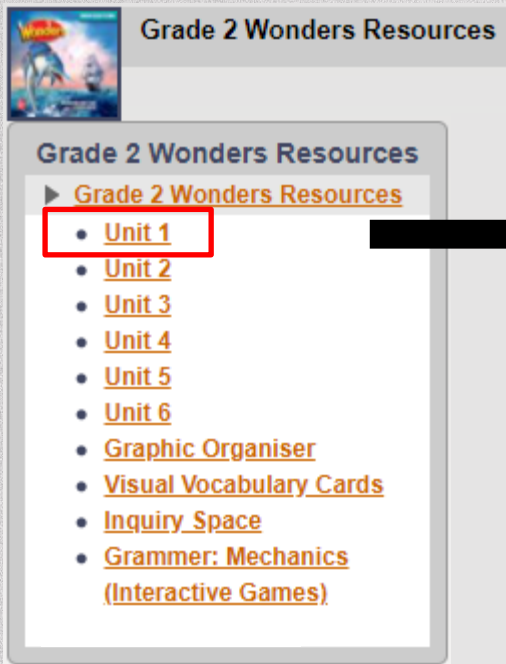
- Grade 2 Wonders Resources
- Unit 1
- Unit 2
- Unit 3
- Unit 4
- Unit 5
- Unit 6
- Graphic Organiser
- Visual Vocabulary Cards
- Inquiry Space
- Grammar: Mechanics (Interactive Games)



Teacher's Edition	Lesson Flow, Teaching Tips, 그리고 Answer Key 를 제공하는 자료
Reading and Writing Companion Book e-Book	Interactive eBook으로 Blended Learning 또는 Remote Learning을 위한 자료로 사용 가능
Scope and Sequence	Grade 전체의 구성을 볼 수 있는 자료, Curriculum 및 Lesson Plan 개발 시 참고할 수 있음
Language Development Practice 2-3	Grade 2-3에 해당하는 Grammar, 단어의 기본적 구성에 대한 연습 문제를 제공하여 SB와 연계된 Content를 선별하여 사용가능
ATE Language Development 2-3	위의 자료에 대한 답안지
Learning With Games	Grade K 레벨에 맞는 게임을 제공하는 자료
Differentiated Texts Annotated Teacher Edition	Main Reading에서 배우는 Core Skill에 대한 extra reads와 activity를 제공하는 Differentiated Texts에 대한 답안지, Differentiated Texts는 Genre Study 레벨에 업로드 되어 있음
Build Background Images	Key Concept에서 다루는 주제와 연관된 이미지로 학습자가 이와 관련된 단어와 표현을 배울 수 있는 자료
Graphic Organizers	학습자가 생각을 정리할 수 있는 Graphic Organizer를 모아놓은 메뉴로 해당 학습에 맞는 Graphic Organizer를 선택하여 사용할 수 있음
Visual Vocabulary Cards	각 유닛의 Theme을 이해하기 위한 Oral Vocabulary를 그림을 통해 학습할 수 있는 자료
Inquiry Space	Inquiry를 진행하기 위해 필요한 전반적인 스킬들을 개발할 수 있는 메뉴로 Note Taking, Search with Keywords, Paraphrasing, Checklist, 등에 관련된 자료를 확인할 수 있음
Grammar: Mechanics	문장의 Mechanic을 연습을 통해 문장의 구조를 습득할 수 있는 활동

II. Resource를 찾아가는 방법: Grade 2 and 3

2. Unit Level Resources: Unit 전체에 해당하는 자료



Grade 2 Wonders Resources

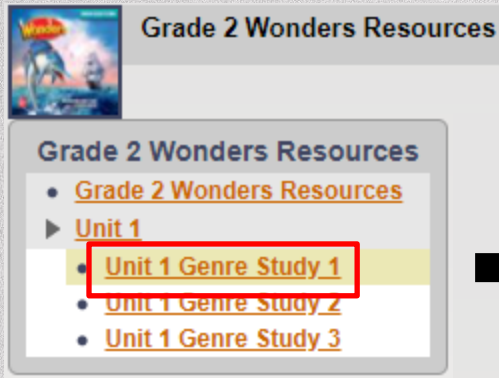
Grade 2 Wonders Resources

- ▶ [Grade 2 Wonders Resources](#)
 - [Unit 1](#)
 - [Unit 2](#)
 - [Unit 3](#)
 - [Unit 4](#)
 - [Unit 5](#)
 - [Unit 6](#)
 - [Graphic Organiser](#)
 - [Visual Vocabulary Cards](#)
 - [Inquiry Space](#)
 - [Grammar: Mechanics \(Interactive Games\)](#)

Teacher's Edition	Lesson Flow, Teaching Tips, 그리고 Answer Key 를 제공하는 자료
Reading and Writing Companion Book e-Book	Interactive eBook으로 Blended Learning 또는 Remote Learning 을 위한 자료로 사용 가능
Unit Assessment	Unit 전체의 학습내용을 평가해 볼 수 있는 자료
Audio Files (Zipped)	Unit 별로 제공되는 SB의 오디오 파일로 다운로드 후 사용 가능함
Phonics: Blending	Phoneme Blending 을 Interactive Games를 통해 효과적으로 학습시킬 수 있고 스펠링과 단어의 구성에 대한 정확성을 강화할 수 있는 자료
Comprehension Skills and Vocabulary Strategies	Comprehension Skills 와 Vocabulary Knowledge를 Interactive Games를 통해 학습시킬 수 있는 자료

II. Resource를 찾아가는 방법: Grade 2 and 3

3. Genre Study Level Resources: 각 Genre Study 에 해당하는 자료



Practice Book	Core Skill을 마스터 할 수 있는 Practice Book PDF version
Practice Book Answer Key	위의 자료에 대한 답안지
Classroom PPT	수업 진행이 용이한 PPT 자료, 답안 및 사운드 자료가 포함됨
Vocabulary List (English and Korean)	단어와 예문 리스트를 제공해 학습자가 단어를 정확하게 습득할 수 있는 자료
Vocabulary Test (English and Korean)	학습자의 단어습득 정도를 확인할 수 있는 자료
Genre Study Assessment	Genre Study 레벨에서 배운 Core Skill을 테스트해 볼 수 있는 자료
Build Knowledge Video	Key Concept에 대해 배경지식을 습득할 수 있는 비디오
Workstation Activity Cards	Phonics, Words, Reading Comprehension, and Writing을 프로젝트 수업을 통해 강화할 수 있는 자료, 다양한 Hands on Activity가 가능함
Grammar Activity	문법 요소를 Interactive Game을 통해 학습할 수 있는 자료
Vocabulary Practice (O, A, ELL, and B)	4가지 레벨의 Interactive Games를 통해 Keywords를 학습할 수 있는 자료
Differentiated Genre Passages (O, A, ELL and B)	앞서 배운 Genre Features를 강화할 수 있는 Extra Reads, 4가지 레벨의 Text Complexity와 Activity를 제공하는 자료
Differentiated Texts (EL Beginning, Intermediate, and Advanced)	Shared Read에서 배운 Core Skill을 강화할 수 있는 Extra Reads로 3가지 레벨의 Text Complexity와 Activity를 제공함
ELL Scaffolded Shared Read	Shared Read를 Small Group으로 나눠 수업할 수 있는 자료, 문단 (Paragraph) 단위로 질문과 Activity를 제공함
Differentiated Genre Passages ATE	Differentiated Genre Passages의 Activity에 대한 답안제공
ELL Scaffolded Shared Read ATE	ELL Scaffolded Shared Read의 Activity에 대한 답안 제공

III. Unit Opener 수업시 도움되는 자료 (Grade K and 1)

1. Teacher's Edition

C
o
n
n
e
c
t
e
d

Grade 1 Wonders Resources

Grade 1 Wonders Resources

Grade 1 Wonders Resources

- Unit 1
- Unit 2
- Unit 3
- Unit 4
- Unit 5
- Unit 6
- Unit 7
- Unit 8
- Unit 9
- Unit 10

Grade Level 또는 Unit 선택

Teacher's Edition을 선택

Grade 1 Wonders Resources

Asia Wonders Grade 1

Unit 1 Teacher's Edition

With this easy to use component, teachers can easily see lesson flow, teaching tips, and answer keys of Reading and Writing Companion Book.

Core | On Grade Level | Document

Reading and Writing Companion Book: Unit Opener

Unit 1 Getting to Know Us

The Big Idea: What makes you special?

Talk about the children in the picture. What are they doing?

Circle the boy who is riding a bike.

Talk about how the children are different. What makes them special?

TE Example Page

Reading and Writing Companion Book의 답안확인 가능하며 양 옆과 하단에 Teaching Flow 및 Teaching Tips, 그리고 Model Questions와 Answers가 제공되어 있음

The Big Idea

- Have students look at the pictures on pages 2-3.
- Ask: *What are these people doing?* (They are going into their school. How are they similar, and different from you? (I go to school. I ride the bus to school.)
- Read the title of the unit to students. Have students repeat after or choral read the title a second time.
- Read The Big Idea. What makes you special?
- Ask them about things that make them special. Children may offer ideas such as how they dance, how they draw, how they read, or how they play sports.
- Ask: *What are your favorite things to do? When do you do them?* (My favorite thing to do is ride my bike after school.) Have children discuss with partners or in groups and then share their ideas with the class.
- Let children know that they will discuss The Big Idea throughout the unit. Each week, they will talk, read, and write about an Essential Question related to the Big Idea.

Unit 1 Getting to Know Us

The Big Idea: What makes you special?

Talk about the children in the picture. What are they doing?

Circle the boy who is riding a bike.

Talk about how the children are different. What makes them special?

Talk

- Move to the prompts at the right of page 3.
- Read the first prompt: Talk about the children in the picture. What are they doing? Give pairs time to complete the task.
- Circle**
- Read the second prompt: Circle the boy who is riding a bike. Ask: *Can you ride a bike? Have you ridden your bike to school before?* (No, I haven't, but I would like to when I am older.) Give pairs additional time to share their connections with the children in the picture.
- Talk**
- Read the third prompt. Talk about how the children are different. What makes them special? Allow students to think and then turn to share with their partner. Call on pairs to share with the class. (Answers will vary, but they should include details about what they look like or how they get around.)

III. Unit Opener 수업시 도움되는 자료 (Grade K and 1)

2. Reading and Writing Companion Book eBook

Grade 1 Wonders Resources

Grade 1 Wonders Resources

- Grade 1 Wonders Resources
 - Unit 1
 - Unit 2
 - Unit 3
 - Unit 4
 - Unit 5
 - Unit 6

Grade Level 또는 Unit Level 선택

Grade 1 Wonders Resources

Asia Wonders Grade 1

Grade 1 Unit 1 Reading/Writing Companion

Grade 1 Unit 1 Reading/Writing Companion

eBook of Wonders New Edition Grade 1 Unit 1 Reading/Writing Companion

Core | On Grade Level | Rally E-Book

eBook을 선택

Reading and Writing Companion Book: Unit Opener

Unit 1 Getting to Know Us

The Big Idea: What makes you special?

Talk about the children in the picture. What are they doing?

Circle the boy who is riding a bike.

Talk about how the children are different. What makes them special?

RWC Example Page

Interactive eBook으로서 Circle, Box, Underline, Memo, Highlight 등의 기능을 쓸 수 있어 수업진행이 용이함.

1: Top toolbar icons for editing (highlight, circle, box, underline, memo).

2: Search bar and zoom in/out icons.

3: Page navigation icons (back, forward, home, search).

- 1 목차확인 및 Memo, Highlight, Circle, Box, Underline이 가능한 Interactive Tools
- 2 페이지를 확대/축소 가능한 기능
- 3 Page Navigation 기능

III. Unit Opener 수업시 도움되는 자료 (Grade K and 1)

3. Classroom PPT

C
o
n
n
e
c
t
e
d

Grade 1 Wonders Resources

Grade 1 Wonders Resources

- Grade 1 Wonders Resources
- Unit 1
 - Unit 1 Week 1
 - Unit 1 Week 2
 - Unit 1 Week 3
 - Unit 1 Week 4

Week Level 선택

Classroom PPT 선택

Grade 1 Wonders Resources

Asia Wonders Grade 1

Unit 1 Week 1 Classroom PPT

Unit 1 Week 1 Classroom PPT

This PPT helps teachers to present Reading and Writing Companion Book content for the week. It provides instructional supports for Key Concepts, Phonics, Keywords, Shared and Paired Read, after reading activities, and Writing.

Core | On Grade Level | Document

Reading and Writing Companion Book:
Unit Opener

Unit 1
Getting to Know Us

The Big Idea
What makes you special?

Talk about the children in the picture. What are they doing?

Circle the boy who is riding a bike.

Talk about how the children are different. What makes them special?

Classroom PPT Example Page

Classroom PPT는 학습자가 Big Idea Question에 대한 답을 체계적으로 생각해 낼 수 있도록 모델과 Language Frame를 제공함

Unit 1 Getting to Know Us

How do you get to school?

How are the children similar and different from you?

I walk to school.

I ride the bus to school.

Unit 1 Getting to Know Us

The Big Idea
What makes you special?

What are your favorite things to do? When do you do them?

My favorite thing to do is ride my bike after school.

IV. Weekly Opener/Key Concept 수업에 도움 되는 자료

1. Teacher's Edition

C
o
n
n
e
c
t
e
d

Grade 1 Wonders Resources

Grade 1 Wonders Resources

Grade 1 Wonders Resources

- Unit 1
- Unit 2
- Unit 3
- Unit 4
- Unit 5
- Unit 6
- Unit 7
- Unit 8
- Unit 9
- Unit 10

Grade Level 또는 Unit Level 선택

Teacher's Edition을 선택

Grade 1 Wonders Resources

Asia Wonders Grade 1

Unit 1 Teacher's Edition

With this easy to use component, teachers can easily see lesson flow, teaching tips, and answer keys of Reading and Writing Companion Book.

Core | On Grade Level | Document

Reading and Writing Companion Book: Weekly / Key Concept Opener

Weekly Concept At School

Essential Question What do you do at your school?

Talk About It What are these girls doing at school?

Talk about what children do at school. Use the photos and words to help you.

paint read sing dance

Draw or write about something you do at school.

Talk about your work.

TE Example Page

Reading and Writing Companion Book의 답안확인 가능하며 양 옆과 하단에 Teaching Flow 및 Teaching Tips, 그리고 Model Questions와 Answers가 제공되어 있음

Weekly Concept & Essential Question

- Have students look at the photos on pages 4-5.
- Ask: *What are these kids doing? How do you do these things before?* (Students should be able to talk about the students creating art and times they created art in the past.)
- Encourage students to use complete sentences as they talk about the photo.
- Read the Weekly Concept and Essential Question of the unit to students.
- Have students repeat after or choral read the Essential Question a second time. Ask students to share their initial ideas about the Essential Question. Ask: *What are some things we do at school that maybe you don't do at home?* (We have recess and art class.)

Talk About It

- Read the Talk About It question: *What are these girls doing at school?* (They are making art.) Allow students some time to think before inviting them to share their ideas.

Weekly Concept At School

Essential Question What do you do at your school?

Talk About It What are these girls doing at school?

Talk about what children do at school. Use the photos and words to help you.

paint read sing dance

Draw or write about something you do at school.

Student answers will vary, but they should show one or more of the activities included above.

Talk about your work.

Draw or write

- Direct students to the second prompt on page 5. Have students draw or write something they do at school.

Talk

- Read the third prompt on page 5: Talk about your work. Say: *Let's see what you thought!* Have volunteers share their work.

Talk

- Have students look at the photos at the top of page 5. Ask: *What is happening in the first photo?* (A kid is painting.) *What is the word below the first photo?* (paint.) *Does the photo help us understand what paint means?* Repeat for the other three photos and words. Ask: *What is happening in the second photo?* (The children are reading books with a teacher.) *What is happening in the third photo?* (The children are singing with a teacher.) *What is happening in the last photo?* (The children are dancing with a teacher.)
- Have students look at the prompt at the top of page 5. Ask students to read the words with you.
- After reading all 4 words, go back to the prompt and read with students. Talk about what children do at school. Use the photos and words to help you. Give students time to discuss with their partners.

IV. Weekly Opener/Key Concept 수업에 도움 되는 자료

2. Reading and Writing Companion Book eBook

Grade 1 Wonders Resources

Grade 1 Wonders Resources

Grade 1 Wonders Resources

- Unit 1
- Unit 2
- Unit 3
- Unit 4

Grade Level 또는 Unit Level 선택

Grade 1 Wonders Resources

Asia Wonders Grade 1

Grade 1 Unit 1 Reading/Writing Companion

Grade 1 Unit 1 Reading/Writing Companion

eBook of Wonders New Edition Grade 1 Unit 1 Reading/Writing Companion

Core | On Grade Level | Rally E-Book

eBook을 선택

Reading and Writing Companion Book: Weekly / Key Concept Opener

Weekly Concept At School

Essential Question What do you do at your school?

paint read sing dance

Draw or write about something you do at school.

Talk About It! What are these girls doing at school?

Talk about your work.

RWC Example Page

Interactive eBook으로서 Circle, Box, Underline, Memo, Highlight 등의 기능을 쓸 수 있어 수업진행이 용이함.

1

2

3

4

4-5

- 1 목차확인 및 Memo, Highlight, Circle, Box, Underline이 가능한 Interactive Tools
- 2 페이지를 확대/축소 가능한 기능
- 3 Page Navigation 기능
- 4 Sound를 들 수 있는 Speaker Button

IV. Weekly Opener/Key Concept 수업에 도움 되는 자료

3. Classroom PPT

C
o
n
n
e
c
t
e
d

Grade 1 Wonders Resources

Classroom PPT 선택

Grade 1 Wonders Resources

- Grade 1 Wonders Resources
- Unit 1
 - Unit 1 Week 1**
 - Unit 1 Week 2
- Unit 4

Week 또는 Genre Study Level 선택

Grade 1 Wonders Resources

Asia Wonders Grade 1

Unit 1 Week 1 Classroom PPT

This PPT helps teachers to present Reading and Writing Companion Book content for the week. It provides instructional supports for Key Concepts, Phonics, Keywords, Shared and Paired Read, after reading activities, and Writing.

Core | On Grade Level | Document

Reading and Writing Companion Book: Weekly / Key Concept Opener

Weekly Concept **at school**

Essential Question: What do you do at your school?

Talk About It! What are these girls doing at school?

Talk about what children do at school. Use the photos and words to help you.

point read sing dance

Draw or write about something you do at school.

Talk about your work.

Classroom PPT Example Page

Classroom PPT는 학습자가 Big Idea Question에 대한 답을 체계적으로 생각해 낼 수 있도록 모델과 Language Frame을 제공할

Weekly Concept



Where are these children?

They are **at school**

Weekly Concept



What are these children doing at school?

They are **making art at school**

IV. Weekly Opener/Key Concept 수업에 도움 되는 자료

4. Weekly Opener / Build Background Knowledge Video

C
o
n
n
e
c
t
e
d

Grade 1 Wonders Resources

Grade 1 Wonders Resources

- Grade 1 Wonders Resources
- Unit 1
 - Unit 1 Week 1**
 - Unit 1 Week 2
- Unit 4

Week 또는 Genre Study Level 선택

Weekly Opener/Build Background Video 선택

Grade 1 Wonders Resources

Asia Wonders Grade 1

Weekly Opener Video: At School

Weekly Opener Video: At School

This video builds background on the theme [At School], and continues the discussion from the weekly opener.

Core | On Grade Level | Video

Reading and Writing Companion Book:
Weekly / Key Concept Opener

Weekly Opener: At School

Essential Question: What do you do at your school?

point read sing dance

Draw or write about something you do at school.

Talk about what children do at school. Use the photos and words to help you.

Talk About It: What are these girls doing at school?

Talk about your work.

Weekly Opener/Build Background Video Example

Weekly Opener와 Build Background Video는 학습자가 Weekly Concept 또는 Key Concept 파트에서 배웠던 Key words와 Key Expressions을 다른 환경에서 확인하고 주제에 대한 배경지식과 사전지식을 쌓을 수 있도록 돕는 자료

Grade 1 Unit 1 Week 1



Grade 2 Unit 1 Genre Study 1



IV. Weekly Opener/Key Concept 수업에 도움 되는 자료

5. Practice Book

C
o
n
n
e
c
t
e
d

Grade 1 Wonders Resources

Practice Book
선택

Grade 1 Wonders Resources


- Grade 1 Wonders Resources
- Unit 1
 - Unit 1 Week 1**
 - Unit 1 Week 2
- Unit 4

Week
또는
Genre
Study
Level 선택

Grade 1 Wonders Resources

Asia Wonders Grade 1

Unit 1 Week 1
Practice Book



Unit 1 Week 1 Practice Book

This Practice Book is for targeted students to build and reinforce core skills effectively.

Core | On Grade Level | Document

Reading and Writing Companion Book:
Weekly / Key Concept Opener



Weekly Concept At School

Essential Question What do you do at your school?

Talk About It! What are these girls doing at school?

Talk about what children do at school. Use the photos and words to help you.


paint


read


sing


dance

Draw or write about something you do at school.

Talk about your work.

Practice Book PDF and Answer Key

Practice Book을 활용하면 Reading and Writing Companion Book의 Weekly / Key Concept 에서 배운 Main Expressions과 Essential Question에 대해 복습, 강화 및 Master를 할 수 있음. AK도 제공해 효율적으로 수업을 이끌수 있음

Practice Book PDF Version

Weekly Concept

Weekly Concept At School

Essential Question What do you do at your school?

Look and circle. Then write your idea.

1.  paint
sing

2.  read
dance

What do you do at your school?

3.  dance
paint

4.  dance
read

Unit 1 • Week 1

Practice Book Answer Key

Weekly Concept

Weekly Concept At School

Essential Question What do you do at your school?

Look and circle. Then write your idea.

1.  paint
sing

2.  read
dance

What do you do at your school?

Answers will vary.

3.  dance
paint

4.  dance
read

Unit 1 • Week 1

V. Phonics 수업에 도움되는 자료 (Grade K and 1 mainly)

1. Teacher's Edition

CONNECTED

Grade 1 Wonders Resources

Grade 1 Wonders Resources

- Grade 1 Wonders Resources
- Unit 1
- Unit 2
- Unit 3
- Unit 4
- Unit 5
- Unit 6
- Unit 7
- Unit 8
- Unit 9
- Unit 10

Grade Level 또는 Unit 선택

Grade 1 Wonders Resources

Asia Wonders Grade 1

Unit 1 Teacher's Edition



Tools

Unit 1 Teacher's Edition

With this easy to use component, teachers can easily see lesson flow, teaching tips, and answer keys of Reading and Writing Companion Book.


Core | On Grade Level | Document

Reading and Writing Companion Book: Phonics

Phonics

Short a


The letter **a** can make the short a sound in pack.



ax	can	sad
fan	hat	jam
pan	ran	map
tack	back	wag

Shared Read

Nan ran back to the mat.
Nan sat on the mat.



Your Turn

Look for these words with short a in "Jack Can."

Jack can Max
sad Nan

TE Example Page

Reading and Writing Companion Book의 답안확인 가능하며 양 옆과 하단에 Teaching Flow 및 Teaching Tips, 그리고 Model Questions와 Answers가 제공되어 있음


Introduce Short a

- Have students turn to pages 6-7.
- Say: *You will be learning about the short a sound. Point to your mouth as you make the short a sound. Make the short a sound and watch students as they mimic the gesture.*
- Have students turn to My Sound-Spellings on page 174.
- Point the Apple Say: *This is the Apple. Sound-Spelling Card: The sound is /a/. The /a/ sound is spelled with the letter a. Say it with me: /a-a-a/. This sound is at the beginning of the word apple. Listen /a-a-a-p-p-l-e, apple. I'll say /a/ as I write the letter several times.*
- Model writing the letter a. Use the Handwriting Models provided on page 176.
- Read the text in the box from page 6: The letter a can make the short a sound in pack. Each time you, students, or the recording makes the short a sound, point to your mouth for that word and sound.

Phonics

Short a


The letter **a** can make the short a sound in pack.



ax	can	sad
fan	hat	jam
pan	ran	map
tack	back	wag

Shared Read

Nan ran back to the mat.
Nan sat on the mat.




Your Turn


Look for these words with short a in "Jack Can."

Jack can Max
sad Nan

My Sound-Spellings on page 174



Handwriting Models on page 176



Guided Practice

- Play track 02. Students will first listen, and then repeat the words. Pause the audio after the word wag.
- Have students move to page 7. Have them read and listen to two sentences focusing on the short a sound. Remind students the gesture for short a words. Continue with the audio for the remainder of the phonics lesson.

Practice

- Say: Read the "Your Turn" box with me.
- Read: Look for these words with short a in "Jack Can." Call on random students to read one of the listed words until they have all been read.
- Have students look for these words in "Jack Can."
- At time allows, ask: *What are other words that have a short a sound?* Give students the opportunity to share their ideas and correct if necessary by comparing the words they list to the exemplar pack.

V. Phonics 수업에 도움되는 자료 (Grade K and 1 mainly)

2. Reading and Writing Companion Book eBook

CONNECTED

Grade 1 Wonders Resources

Grade 1 Wonders Resources

- Unit 1
- Unit 2
- Unit 3
- Unit 4
- Unit 5
- Unit 6
- Unit 7
- Unit 8
- Unit 9
- Unit 10
- Unit 11
- Unit 12

Grade Level 또는 Unit Level 선택

Grade 1 Wonders Resources

Asia Wonders Grade 1

Grade 1 Unit 1 Reading/Writing Companion

Grade 1 Unit 1 Reading/Writing Companion

eBook을 선택

Grade 1 Unit 1 Reading/Writing Companion

eBook of Wonders New Edition Grade 1 Unit 1 Reading/Writing Companion

Core | On Grade Level | Rally E-Book

Reading and Writing Companion Book: Phonics

Phonics

Short a

The letter a can make the short a sound in pack.

ax	can	sad
fan	hat	jam
pan	ran	map
tack	back	wag

Nan ran back to the mat.
Nan sat on the mat.

Your Turn

Look for these words with short a in "Jack Can."

Jack	can	Max
sad	Nan	

RWC Example Page

Interactive eBook으로서 Circle, Box, Underline, Memo, Highlight 등의 Interactive Tools와 Speaker Button을 활용할 수 있어 수업진행이 용이함.

1. Search icon

2. Zoom in/out icons

3. Page navigation arrows

4. Speaker buttons

Phonics

Short a

The letter a can make the short a sound in pack.

4. Speaker button

ax	can	sad
fan	hat	jam
pan	ran	map
tack	back	wag

Nan ran back to the mat.
Nan sat on the mat.

Your Turn

Look for these words with short a in "Jack Can."

Jack	can	Max
sad	Nan	

3. Page navigation arrows

4. Speaker button

6 Unit 1 - Week 1

AUDIO ICONS: [Speaker icon]

6-7

1. 목차확인 및 Memo, Highlight, Circle, Box, Underline이 가능한 Interactive Tools
2. 페이지를 확대/축소 가능한 기능
3. Page Navigation 기능
4. Sound를 들을 수 있는 Speaker Button

V. Phonics 수업에 도움되는 자료 (Grade K and 1 mainly)

3. Classroom PPT

C
o
n
n
e
c
t
e
d

Grade 1 Wonders Resources

Classroom PPT 선택

Grade 1 Wonders Resources

- Grade 1 Wonders Resources
 - Unit 1
 - Unit 1 Week 1**
 - Unit 1 Week 2

Week Level 선택

Grade 1 Wonders Resources

Asia Wonders Grade 1

Unit 1 Week 1 Classroom PPT

Unit 1 Week 1 Classroom PPT

This PPT helps teachers to present Reading and Writing Companion Book content for the week. It provides instructional supports for Key Concepts, Phonics, Keywords, Shared and Paired Read, after reading activities, and Writing.


Core | On Grade Level | Document

Reading and Writing Companion Book: Phonics

Phonics


Short a

The letter a can make the short a sound in pack.



ax	can	sad
fan	hat	jam
pan	ran	map
tack	back	wag

Nan ran back to the mat.
Nan sat on the mat.



Year-Term

Look for these words with short a in "Jack Can."

Jack	can	Max
sad	Nan	

Classroom PPT Example Page

Classroom PPT를 활용하면 Modeling, Guided Practice, Application을 순서대로 수업하기 용이함. Audio File도 삽입되어 있어 편리함.

Phonics

Shared Read

Wonders Grade 1, Unit 1, Week 1

Short a

The letter a can make the short a sound in pack.



Phonics

Shared Read

Wonders Grade 1, Unit 1, Week 1

Short a

<u>ax</u>	<u>can</u>	<u>sad</u>
<u>fan</u>	<u>hat</u>	<u>jam</u>
<u>pan</u>	<u>ran</u>	<u>map</u>
<u>tack</u>	<u>back</u>	<u>wag</u>

V. Phonics 수업에 도움되는 자료 (Grade K and 1 mainly)

4. Interactive Games

Grade 1 Wonders Resources

Interactive Games 선택

Grade 1 Wonders Resources

- Grade 1 Wonders Resources
- Unit 1
 - Unit 1 Week 1
 - Unit 1 Week 2

Asia Wonders Grade 1

Isolate the Initial m Sound: Phonemic Awareness Activity

Isolate the Initial m Sound: Phonemic Awareness Activity

This Phoneme Isolation interactive lesson focuses on isolating sounds in the beginning of words.

Phonemic Awareness | Core | On Grade Level | Rich Media

CONNECTED


GK는 Week Level, G1 - G3는 Unit Level에서 찾을 수 있음

Reading and Writing Companion Book: Phonics

Phonics


Short a

The letter a can make the short a sound in pack.



ax	can	sad
fan	hat	jam
pan	ran	map
tack	back	wag

Nan ran back to the mat.
Nan sat on the mat.



Your Turn

Look for these words with short a in "Jack Can."

Jack	can	Max
sad	Nan	



Interactive Games Example Page

Grade K 레벨은 Accuracy를 기를 수 있고 Grade 1-3는 단어의 스펠링과 구성을 이해할 수 있도록 돕는 자료

Grade K Unit 1 Week 1

Phonemic Awareness

Click on each picture to hear its name.

PREVIOUS NEXT

Grade 1 Unit 1 Week 1

Your Turn: Phonics

Blend the sounds to say the word. Listen to each answer choice. Select the one that matches the word.

t a g

-
-
-

CHECK

PREVIOUS NEXT

V. Phonics 수업에 도움되는 자료 (Grade K and 1 mainly)

5. Flash Cards (Grade K and 1 only)

C
o
n
n
e
c
t
e
d

Grade 1 Wonders Resources

Grade 1 Wonders Resources

- Grade 1 Wonders Resources
- Unit 1
 - Unit 1 Week 1
 - Unit 1 Week 2
 - Unit 1 Week 3
 - Unit 1 Week 4

Week Level 선택

Flash Cards 선택

Grade 1 Wonders Resources

Asia Wonders Grade 1

Unit 1 Week 1 Flash Cards

Unit 1 Week 1 Flash Cards

These Flash Cards will help students learn and understand High Frequency Words, Phonics Words and Keywords with effective pictures.

Core | On Grade Level | Document

Reading and Writing Companion Book:
Phonics

Phonics

Short a

The letter a can make the short a sound in pack.

ax	can	sad
fan	hat	jam
pan	ran	map
tack	back	wag

Nan ran back to the mat.
Nan sat on the mat.

Your Turn

Look for these words with short a in "Jack Can."

Jack	can	Max
sad	Nan	

Flash Cards Example Page

Flash Cards를 활용하면
Phonics Words를
강화할 수 있고
Sentence Level
Context에서 Phonics
Words를 확인하여
Fluency를 개발할 수
있음

ax

ax

fan

fan

Nan ran back
to the mat.

Nan ran back
to the mat.

Nan sat on
the mat.

Nan sat on
the mat.

V. Phonics 수업에 도움되는 자료 (Grade K and 1 mainly)

6. Workstation Activity Cards (Grade 1 only)

C
o
n
n
e
c
t
e
d

Grade 1 Wonders Resources

Grade 1 Wonders Resources

- Grade 1 Wonders Resources
- Unit 1
 - Unit 1 Week 1
 - Unit 1 Week 2
 - Unit 1 Week 3
 - Unit 1 Week 4

Week Level 선택

Grade 1 Wonders Resources

Asia Wonders Grade 1

Unit 1 Week 1 Workstation Activity Cards

Unit 1 Week 1 Workstation Activity Cards
Workstation cards provide leveled extension activities for Reading, Writing, Phonics/Word Study, Social studies and Science.

Core | On Grade Level | Document


Workstation Activity Cards 선택

Reading and Writing Companion Book: Phonics

Phonics


Short a

The letter a can make the short a sound in pack.



ax	can	sad
fan	hat	jam
pan	ran	map
tack	back	wag

Nan ran back to the mat.
Nan sat on the mat.



Your Turn

Look for these words with short a in "Jack Can."

Jack	can	Max
sad	Nan	

Workstation Activity Cards Example Page

RWC에서 배운 Core Skill 중 하나인 Phonics를 프로젝트성 수업으로 강화시킬 수 있는 자료. Word Building Card를 만들거나 만든 단어를 활용해 그림을 그려보거나 문장을 만들어 Context 레벨에서 확인해 볼 수 있음


Short a

c

a

t

s




cats

- Use the Word-Building Cards.
- Build words that end in -ats, -ans, -at, and -ad.
- Choose one word. Write the word.
- Draw a picture or write a sentence to show what the word means.


You need

- Word-Building Cards
- paper
- pencils, crayons, or markers



PHONICS/WORD STUDY

High-Frequency Words



- Read the words below. Write the words with short a.
 - not hat school can
 - tap cat does dad
- Tell your partner two other short a words you know.

You need

- paper
- pencils, crayons, or markers

15 minutes

PHONICS/WORD STUDY

Write Sentences

- Write words that end in -ats, -ans, -ap, and -ad.
- Write sentences that use the words.
- Talk about your word list. Make sure you know the meaning of all the words.

You need

- paper
- pencils, crayons, or markers

20 minutes

V. Phonics 수업에 도움되는 자료 (Grade K and 1 mainly)

7. Practice Book

C
o
n
n
e
c
t
e
d

Grade 1 Wonders Resources

Grade 1 Wonders Resources

- Grade 1 Wonders Resources
- Unit 1
 - Unit 1 Week 1**
 - Unit 1 Week 2
 - Unit 1 Week 3

Week 또는 Genre Study Level 선택

Practice Book 선택

Grade 1 Wonders Resources

Asia Wonders Grade 1

Unit 1 Week 1 Practice Book

This Practice Book is for targeted students to build and reinforce core skills effectively.


Core | On Grade Level | Document

Reading and Writing Companion Book: Phonics

Phonics


Short a

The letter a can make the short a sound in pack.



ax can sad
fan hat jam
pan ran map
tack back wag

Nan ran back to the mat.
Nan sat on the mat.



Your Turn
Look for these words with short a in "Jack Can."
Jack can Max
sad Nan



Practice Book PDF and Answer Key



Practice Book을 활용하면 Reading and Writing Companion Book의 Phonics 레슨에서 배운 내용을 복습, 강화 및 Master 하여 Accuracy 습득할 수 있음. AK도 제공해 효율적으로 수업을 이끌수 있음

Practice Book PDF Version

Phonics

A. Write a word from the box to name each photo.

1.  2. 

3.  4. 

fan
bat
cat
jam
pan
map



B. Read aloud and write the words with short a in "Jack Can."



Jack can Max
sgd Nan

Practice Book Answer Key

Phonics

A. Write a word from the box to name each photo.

1.  2. 

3.  4. 

fan
bat
cat
jam
pan
map

B. Read aloud and write the words with short a in "Jack Can."

Jack can Max
Jack can Max
sgd Nan
sad Nan

VI. Words To Know/Vocabulary 수업에 도움되는 자료

1. Teacher's Edition

CONNECTED

Grade 1 Wonders Resources

Grade 1 Wonders Resources

Grade 1 Wonders Resources

- Unit 1
- Unit 2
- Unit 3
- Unit 4
- Unit 5
- Unit 6
- Unit 7
- Unit 8
- Unit 9
- Unit 10
- Unit 11
- Unit 12

Grade Level 또는 Unit Level 선택

Grade 1 Wonders Resources

Asia Wonders Grade 1

Unit 1 Teacher's Edition

Unit 1 Teacher's Edition

With this easy to use component, teachers can easily see lesson flow, teaching tips, and answer keys of Reading and Writing Companion Book.

Core | On Grade Level | Document

Reading and Writing Companion Book: Words to Know / Vocabulary

Words to Know

does

What **does** Dan do?
What does your friend do with you?

school

We read a lot at **school**.
What do you like to do at school?

what

What can we play today?
What are you doing now?

not

Do **not** run in school.
Name some places you do not like to go.

draw

I can **draw** a picture.
What can you draw?

TE Example Page

Reading and Writing Companion Book의 답안확인 가능하며 양 옆과 하단에 Teaching Flow 및 Teaching Tips, 그리고 Model Questions와 Answers가 제공되어 있음

Guided Practice

- Have students turn to pages 8-9.
- Ask them to read the highlighted Words to Know, *does*, *not*, *school*, *what*, and *draw* with you.

does

- Say:** *How can we answer the question, "What does Dan do?"* (Students might discuss the idea that he does his homework.)
- Have students think about and answer the question in blue: What does your friend do with you?

not

- Ask:** *When do we use the word not when we are talking or writing?* Invite students to explain their ideas about the word *not*. (They might talk about how it is similar to *no*, and is used to show a negative.)
- Have students think about and discuss the prompt in blue: Name some places you do not like to go.

Words to Know

does

What **does** Dan do?
What does your friend do with you?

school

We read a lot at **school**.
What do you like to do at school?

what

What can we play today?
What are you doing now?

not

Do **not** run in school.
Name some places you do not like to go.

draw

I can **draw** a picture.
What can you draw?

LEW

- Use Read/Spell/Write routine to teach the high-frequency words *does*, *not*, *school*, and *what*.
- Read Point to and say the word *does*. Say: *This is the word does. Say it with me: does.*
- Spell Say: *The word does is spelled d-o-e-s. Spell it with me.*
- Write Say: *Let's write the word in the air as we say each letter: d-o-e-s.*
- Follow the same steps to introduce *not*, *school*, and *what*.

Practice

- After finishing the five given sentences on pages 8-9, pause the audio and say: *Let's make up new sentences using the "words to know."* Invite students to make up their own sentences using the Words to Know. For example: Fred does homework with me. I do not like the park. I like to sing songs at school. What do you see? I can draw animals.

school

- Say:** *We do many things in school. We read a lot in school. What else do we do in school?* Allow students the opportunity to share what they do in school. Have students think about and answer the question in blue.

what

- Say:** *We also play at school. How can you use the word what to help us figure out answers?* Give students time to think about this question. (They might talk about what as being a question word that asks for more information about something.) Have students think about and answer the question in blue.

draw

- Say:** *Something I like to do is draw. I can draw pictures at school. How does the photo here help us know what the word draw means?* (Students can talk about how the person using their color pencils is drawing a picture.)

VI. Words To Know/Vocabulary 수업에 도움되는 자료

2. Reading and Writing Companion Book eBook

29

CONNECTED

Grade 1 Wonders Resources

Grade 1 Wonders Resources

- Grade 1 Wonders Resources
 - Unit 1
 - Unit 2
 - Unit 3
 - Unit 4
 - Unit 5
 - Unit 6
 - Unit 7
 - Unit 8
 - Unit 9
 - Unit 10
 - Unit 11
 - Unit 12

Grade Level 또는 Unit Level 선택

Grade 1 Wonders Resources

Asia Wonders Grade 1

Grade 1 Unit 1 Reading/Writing Companion

Grade 1 Unit 1 Reading/Writing Companion

eBook을 선택

Grade 1 Unit 1 Reading/Writing Companion

eBook of Wonders New Edition Grade 1 Unit 1 Reading/Writing Companion

Core | On Grade Level | Rally E-Book

Reading and Writing Companion Book: Words to Know / Vocabulary

Words to Know

does

What **does** Dan do?

What does your friend do with you?

school

We read a lot at **school**.

What do you like to do at school?

what

What can we play today?

What are you doing now?

draw

I can **draw** a picture.

What can you draw?

RWC Example Page

Interactive eBook으로서 Circle, Box, Underline, Memo, Highlight 등의 Interactive Tools와 Speaker Button을 활용할 수 있어 수업진행이 용이함.

Words to Know

does

What **does** Dan do?

What does your friend do with you?

school

We read a lot at **school**.

What do you like to do at school?

what

What can we play today?

What are you doing now?

draw

I can **draw** a picture.

What can you draw?

8 Unit 1 - Week 1

AUDIO ICONS: [Speaker Icon]

8 - 9

1: Search icon

2: Zoom in/out icons

3: Page navigation arrows

4: Speaker button

1. 목차확인 및 Memo, Highlight, Circle, Box, Underline이 가능한 Interactive Tools
2. 페이지를 확대/축소 가능한 기능
3. Page Navigation 기능
4. Sound를 들을 수 있는 Speaker Button

VI. Words To Know/Vocabulary 수업에 도움되는 자료

3. Classroom PPT

C
o
n
n
e
c
t
e
d

Grade 1 Wonders Resources

Grade 1 Wonders Resources

- Grade 1 Wonders Resources
- Unit 1
 - Unit 1 Week 1**
 - Unit 1 Week 2
- Unit 4

Week 또는 Genre Study Level 선택

Classroom PPT 선택

Grade 1 Wonders Resources

Asia Wonders Grade 1

Unit 1 Week 1 Classroom PPT

Unit 1 Week 1 Classroom PPT

This PPT helps teachers to present Reading and Writing Companion Book content for the week. It provides instructional supports for Key Concepts, Phonics, Keywords, Shared and Paired Read, after reading activities, and Writing.

Core | On Grade Level | Document

Reading and Writing Companion Book:
Words to Know / Vocabulary

Words to Know

does
What **does** Dan do?
What **does** your friend do with you?

school
We read a lot of **school**.
What do you like to do at **school**?

what
What can we play today?
What are you doing **now**?

not
Do **not** run in school.
Name some places you do **not** like to go.

draw
I can **draw** a picture.
What can you **draw**?

Classroom PPT Example Page

Grade 1 Unit 1 Week 1

Words to Know

sad

Pam is **sad** now.

When are you **sad**?

Grade 2 Unit 1 Genre Study 1

VOCABULARY

scurries

It goes or moves quickly.

The squirrel **scurries** across the grass.

Who **scurries** to school in the morning? Raise your hand if you do.

Classroom PPT에 단어와 그림 그리고 사운드를 제공해 Keywords 및 메인 리딩을 이해하기 위해 필요한 학습을 가능케 함

VI. Words To Know/Vocabulary 수업에 도움되는 자료

4. Flash Cards (Grade K and 1 only)

C
o
n
n
e
c
t
e
d

Grade 1 Wonders Resources

Flash Cards
선택

Grade 1 Wonders Resources

- Grade 1 Wonders Resources
- Unit 1
 - Unit 1 Week 1**
 - Unit 1 Week 2
- Unit 4
 - Unit 4 Week 1
 - Unit 4 Week 2

Week Level 선택

Grade 1 Wonders Resources

Asia Wonders Grade 1

Unit 1 Week 1 Flash Cards

paint


Unit 1 Week 1 Flash Cards

These Flash Cards will help students learn and understand High Frequency Words, Phonics Words and Keywords with effective pictures.

Core | On Grade Level | Document

Reading and Writing Companion Book:
Words to Know / Vocabulary

Words to Know



does

What **does** Dan do?
What **does** your friend do with you?




school

We read a lot of **school**.
What do you like to do at **school**?




not

Do **not** run in school.
Name some places you do **not** like to go.



what

What can we play today?
What are you doing now?




draw


I can **draw** a picture.
What can you **draw**?

Flash Cards Example Page


Keywords를 다른 세팅에서 연습해 볼 수 있는 활동으로 다양한 형태의 게임으로 제시해 흥미롭게 단어를 습득해 볼 수 있는 자료



does



helps



get along



stay safe

VI. Words To Know/Vocabulary 수업에 도움되는 자료

5. Interactive Games

C
o
n
n
e
c
t
e
d

Grade 1 Wonders Resources

Interactive Games 선택

Grade 1 Wonders Resources

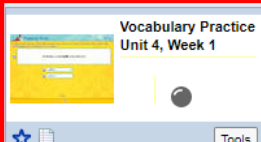
- Grade 1 Wonders Resources
- Unit 1
 - Unit 1 Week 1**
 - Unit 1 Week 2
- Unit 4
 - Unit 4 Week 1

Week 또는 Genre Study Level 선택

Grade 1 Wonders Resources

Asia Wonders Grade 1

Vocabulary Practice Unit 4, Week 1



Vocabulary Practice Unit 4, Week 1

This On Level Vocabulary interactive lesson where students choose the appropriate vocabulary word to complete each sentence is meant for individual student practice. All images copyright McGraw-Hill Companies, Inc., except as noted below:(safe, lake, wedding cake) Mike Moran
Vocabulary | Core | On Grade Level | Composite

Reading and Writing Companion Book: Words to Know / Vocabulary

Words to Know

does

What **does** Dan do?
What **does** your friend do with you?

not

Do **not** run in school.
Name some places you do **not** like to go.

school

We read a lot of **school**.
What do you like to do at **school**?

what

What can we play today?
What are you doing **now**?

draw


I can **draw** a picture.
What can you **draw**?

Interactive Games Example Page

Grade 1 Unit 1 Week 1

Your Turn: Vocabulary

Read each sentence. Choose the vocabulary word that best completes the sentence. The word *special* means important or unique, while *splendid* means wonderful or very good.

 You did a ____ job on the painting!

CHECK

1 of 6

Grade 2 Unit 1 Genre Study 1

Your Turn: Vocabulary

Click on a red card and a blue card. Match each word to its correct definition.

fair ✓

honest ✓

1 of 2

Keywords를 다른 세팅에서 연습해 볼 수 있는 활동으로 다양한 형태의 게임으로 제시해 흥미롭게 단어를 습득해 볼 수 있음

VI. Words To Know/Vocabulary 수업에 도움되는 자료

6. Practice Book

C
o
n
n
e
c
t
e
d

Grade 1 Wonders Resources

Practice Book
선택

Grade 1 Wonders Resources

- Grade 1 Wonders Resources
- Unit 1
 - Unit 1 Week 1
 - Unit 1 Week 2
 - Unit 1 Week 3

Week 또는 Genre Study Level 선택

Grade 1 Wonders Resources

Asia Wonders Grade 1

Unit 1 Week 1 Practice Book

This Practice Book is for targeted students to build and reinforce core skills effectively.

Core | On Grade Level | Document

Reading and Writing Companion Book:
Words to Know / Vocabulary

Words to Know

does
What **does** Dan do?
What **does** your friend do with you?

school
We read a lot at **school**.
What do you like to do at **school**?

what
What can we play today?
What are you doing now?

not
Do **not** run in school.
Name some places you do **not** like to go.

draw
I can **draw** a picture.
What can you **draw**?

Practice Book PDF
and Answer Key

Words to Know와 Vocabulary Part에서 배운 단어를 강화할 수 있는 자료. AK제공으로 수업을 효과적으로 이끌수 있음

Practice Book PDF Version

Words to Know

A. Circle and write.

1. We learn a lot at _____.
school what

2. Do _____ run in school.
not does

3. _____ can we play today?
What School

4. What _____ Pam do?
does not

UNIT 1 • Week 1

Words to Know

B. Write the word from the box.

likes happy sad draw

1. Jan is _____ now.

2. Tam can _____ a picture.

3. Sam _____ his cat.

paint helps run reach

4. My teacher _____ me.

5. Mom can _____ the book.

6. I like to _____ sunny days.

UNIT 1 • Week 1

Practice Book Answer Key

Words to Know

A. Circle and write.

1. We learn a lot at school.
school what

2. Do not run in school.
not does

3. Who can we play today?
What School

4. What does Pam do?
does not

UNIT 1 • Week 1

Words to Know

B. Write the word from the box.

~~likes~~ happy ~~sad~~ ~~draw~~

1. Jan is sad now.

2. Tam can draw a picture.

3. Sam likes his cat.

~~paint~~ ~~helps~~ run ~~reach~~

4. My teacher helps me.

5. Mom can reach the book.

6. I like to paint sunny days.

UNIT 1 • Week 1

VII. Shared Read and Paired Read 수업에 도움되는 자료

1. Teacher's Edition

C o n n e c t e d

Grade 1 Wonders Resources

Grade 1 Wonders Resources

- Grade 1 Wonders Resources
 - Unit 1
 - Unit 2
 - Unit 3
 - Unit 4
 - Unit 5
 - Unit 6
 - Unit 7
 - Unit 8
 - Unit 9
 - Unit 10

Grade Level 또는 Unit Level 선택

Grade 1 Wonders Resources

Asia Wonders Grade 1

Unit 1 Teacher's Edition

Unit 1 Teacher's Edition

With this easy to use component, teachers can easily see lesson flow, teaching tips, and answer keys of Reading and Writing Companion Book.

Core | On Grade Level | Document

Reading and Writing Companion Book: Shared and Paired Read

Shared Read

Find Text Evidence

Read to find out what Jack can do.

Point to each word in the title as you read it.

Circle and read aloud each word with short a as in cat.

Essential Question

What do you do at your school?

Jack Can

Realistic Fiction

TE Example Page

Reading and Writing Companion Book의 답안확인 가능하며 양 옆과 하단에 Teaching Flow 및 Teaching Tips, 그리고 Model Questions와 Answers가 제공되어 있음

Connect to Concept

- Have students look at the pictures on pages 12-21 before reading the story.
- Ask: *What do you see?* Students should be able to share what they see on each page.
- Explain that they will read about school. As students read this selection, have them look for details to help them answer the Essential Question: What do you do at your school?
- Have students recall their previous discussion about the Essential Question and say: *Look at the children on pages 12-13. What do you think they do at school?* Students might respond with playing, reading, or doing art projects.)

Shared Read

Find Text Evidence

Read to find out what Jack can do.

Point to each word in the title as you read it.

Circle and read aloud each word with short a as in cat.

Essential Question

What do you do at your school?

Jack Can

Realistic Fiction

Set Purpose

- Have them read the first prompt with you: Read to find out what Jack can do.

Print Awareness

- Read the second prompt with the students and complete the task: Point to each word in the title as you read it: Jack Can.

Phonics

- Have students read the third prompt with you: Circle and read aloud each word with short a as in cat.

Listen and Read

- Play track 04 and have students follow along with their fingers as the story goes. Stop at the end of the story on page 21.

VII. Shared Read and Paired Read 수업에 도움되는 자료

2. Reading and Writing Companion Book eBook

C
o
n
n
e
c
t
e
d

Grade 1 Wonders Resources

Grade 1 Wonders Resources

- Grade 1 Wonders Resources
 - Unit 1
 - Unit 2
 - Unit 3
 - Unit 4

Grade Level 또는 Unit Level 선택

Grade 1 Wonders Resources

Asia Wonders Grade 1

Grade 1 Unit 1 Reading/Writing Companion

Grade 1 Unit 1 Reading/Writing Companion

eBook of Wonders New Edition Grade 1 Unit 1 Reading/Writing Companion

Core | On Grade Level | Rally E-Book

Reading and Writing Companion Book:
Shared and Paired Read

Shared Read

Find Text Evidence

Read to find out what Jack can do.

Point to each word in the title as you read it.

Circle and read aloud each word with short a as in cat.

Essential Question

What do you do at your school?

Jack Can

Realistic Fiction

RWC Example Page

Interactive eBook으로서 Circle, Box, Underline, Memo, Highlight 등의 Interactive Tools와 Speaker Button을 활용할 수 있어 수업진행이 용이함.

1

2

3

4

Shared Read

Essential Question

What do you do at your school?

Jack Can

Realistic Fiction

12 Unit 1 - Week 1

AUDIO ICONS:

12 - 13

- 1 목차확인 및 Memo, Highlight, Circle, Box, Underline이 가능한 Interactive Tools
- 2 페이지를 확대/축소 가능한 기능
- 3 Page Navigation 기능
- 4 Sound를 들을 수 있는 Speaker Button

VII. Shared Read and Paired Read 수업에 도움되는 자료

3. Classroom PPT

C
o
n
n
e
c
t
e
d

Grade 1 Wonders Resources

Grade 1 Wonders Resources

- Grade 1 Wonders Resources
- Unit 1
 - Unit 1 Week 1**
 - Unit 1 Week 2
- Unit 4

Week 또는 Genre Study Level 선택

Classroom PPT 선택

Grade 1 Wonders Resources

Asia Wonders Grade 1

Unit 1 Week 1 Classroom PPT

Unit 1 Week 1 Classroom PPT

This PPT helps teachers to present Reading and Writing Companion Book content for the week. It provides instructional supports for Key Concepts, Phonics, Keywords, Shared and Paired Read, after reading activities, and Writing.

Core | On Grade Level | Document

Reading and Writing Companion Book: Shared and Paired Read

Shared Read

Find Text Evidence

- Read to find out what Jack can do.
- Point to each word in the title as you read it.
- Circle and read aloud each word with short a as in car.

Essential Question

What do you do at your school?

Jack Can

Realistic Fiction

Classroom PPT Example Page

Shared Read Paired Read

What do you see?

Jack Can

We like

We like Sch

We like School

Rules at School

Why do we have **rules** at school?
Rules can **help us get along.**
Rules can **help us stay safe.**

- Read to find out why we have rules at school.
- Talk about what the children in the photo are doing.
- Underline** clues that tell why we have rules at school.

At School 29

Picture Walkthrough와 Retelling에 유용한 자료를 제시하고 사운드와 답안 확인이 가능한 자료

VII. Shared Read and Paired Read 수업에 도움되는 자료

4. Practice Book

C
o
n
n
e
c
t
e
d

Grade 1 Wonders Resources

Practice Book
선택

Grade 1 Wonders Resources

- Grade 1 Wonders Resources
- Unit 1
 - Unit 1 Week 1**
 - Unit 1 Week 2
- Unit 4

Week
또는
Genre
Study
Level 선택

Grade 1 Wonders Resources

Asia Wonders Grade 1

Unit 1 Week 1 Practice Book

This Practice Book is for targeted students to build and reinforce core skills effectively.

Core | On Grade Level | Document

Reading and Writing Companion Book:
Shared and Paired Read

Shared Read

Find Text Evidence

Read to find out what Jack can do.

Point to each word in the title as you read it.

Circle and read aloud each word with short a as in car.

Essential Question

What do you do at your school?

Jack
Can

Practice Book PDF
and Answer Key

Shared and Paired Read를 읽고 나서 이해도 체크를 할 수 있는 활동이 제공됨. Ak가 제공되어 수업을 효과적으로 이끌 수 있음.

Practice Book PDF Version

Comprehension Check-up

Shared Re

A. Read and match.

- Max can draw.
- Max can reach.
- Jack can paint.

B. Circle and write.

- Jack can not .
paint reach
- Jack is .
sad happy

Practice Book Answer Key

Comprehension Check-up

Shared Read

A. Read and match.

- Max can draw.
- Max can reach.
- Jack can paint.

B. Circle and write.

- Jack can not reach.
paint reach
- Jack is sad.
sad happy

VII. Shared Read and Paired Read 수업에 도움되는 자료

5. ELL Scaffolded Shared Read (Grade 2 and 3 only)

C
o
n
n
e
c
t
e
d

Grade 1 Wonders Resources

Grade 1 Wonders Resources

- Grade 1 Wonders Resources
- Unit 1
 - Unit 1 Week 1
 - Unit 1 Week 2
 - Unit 1 Week 3

Genre Study Level 선택

ELL Scaffolded Shared Read 선택

Grade 1 Wonders Resources

Asia Wonders Grade 1

ELL Scaffolded Shared Read: Maria Celebrates Brazil

ELL Shared Read: Maria Celebrates Brazil

Differentiated Instruction | English Language Learner | Document


Reading and Writing Companion Book: Shared and Paired Read

SHARED READ

TAKE NOTES
Asking questions helps you figure out what you want to learn or your purpose for reading. Write your questions here.

As you read, make note of:
Interesting Words

Key Details



Essential Question
? How are families around the world the same and different? Read about a family from Brazil.

REALISTIC FICTION

FIND TEXT EVIDENCE
Character, Setting, Events
Draw a box around the characters. Where are they?

Read 1
Predict, Skim, and Circle what Maria's parents want her to do in the beginning of the story.

Read 2
Mia speaks Portuguese. This is the language of Brazil. "No matter how much you beg or plead, you must go to practice. The parade is next week."

Read 3
Why does the author use Portuguese words in the story?

ELL Scaffolded Shared Read Example Page

Shared Read를 문단 단위로 학습할 수 있는 자료로 Small Group 활동이 가능해 Shared Read를 효과적으로 이해시킬 수 있음. Annotated Teacher's Edition도 다운로드 또는 프린트가 가능해 답안확인도 용이함

SHARED READ REALISTIC FICTION


Name _____



1 Main Question
Maria has a dance practice today. Why do Mãe and Pai want her to practice?

Maria and her family are in their kitchen. "Please!" Maria begs. Maria does not want to go to practice today.

Mãe speaks Portuguese. It is the language of Brazil. Mãe says, "You must practice. The parade is next week."



Glossary
begs (súplica) asks in a strong way
must (debes) need to
next week (semana siguiente) in 7 days

SHARED READ REALISTIC FICTION

Name _____

Additional Questions

- Where are Mãe and Pai from?
Maria's parents come from _____.
- Does Maria want to go to practice?
She _____ want to go to practice.
- What does Mãe say about it?
Maria _____ to practice.
- Why is practice important?
The _____ is next week.

Main Question 1 Revisited
Maria has a dance practice today. Why do Mãe and Pai want her to practice?

Word Bank
does not
Brazil
parade
must go

SHARED READ REALISTIC FICTION

Title _____ Name _____

Character	Setting	Events
Maria Mãe Pai	The family's kitchen one week before the parade	Maria does not want to go to dance practice. Her parents say she must go.

13 Unit 1 - Realistic Fiction Copyright © McGraw-Hill Education. Permission is granted to reproduce for classroom use.

VIII. Genre Study 수업에 도움되는 자료 (Grade 1 to 3)

1. Teacher's Edition

CONNECTED

Grade 1 Wonders Resources

Grade 1 Wonders Resources

Grade 1 Wonders Resources

Unit 1

Unit 2

Unit 3

Unit 4

Grade Level 또는 Unit Level 선택

Teacher's Edition을 선택

Grade 1 Wonders Resources

Asia Wonders Grade 1

Unit 1 Teacher's Edition

With this easy to use component, teachers can easily see lesson flow, teaching tips, and answer keys of Reading and Writing Companion Book.

Core | On Grade Level | Document

Reading and Writing Companion Book: Genre Study

Genre Study

Realistic fiction is a genre. Realistic fiction stories are made up. They have characters that do things that could happen in real life.

Reread to find out what makes this story realistic fiction.

Share how you know it is realistic fiction.

Write the names of two characters. Then write something they each do that could happen in real life.

Who could be real?	What could really happen?
--------------------	---------------------------

All School 23

TE Example Page

Reading and Writing Companion Book의 답안확인 가능하며 양 옆과 하단에 Teaching Flow 및 Teaching Tips, 그리고 Model Questions와 Answers가 제공되어 있음

Grade 1 Unit 1 Week 1

Genre Study

Realistic fiction is a genre. Realistic fiction stories are made up. They have characters that do things that could happen in real life.

Reread to find out what makes this story realistic fiction.

Share how you know it is realistic fiction.

Write the names of two characters. Then write something they each do that could happen in real life.

Who could be real?	What could really happen?
Max Jack	Max can draw a picture. Jack can paint a picture.

Guided Practice / Practice

- Guide students to write the name of two characters. Then write something they each do that could happen in real life. Say: *In the box on the left, we need to answer the question, "Who could be real?" by writing in the names of two characters. Who can we write in this box? (Max, Jack, Sam) In the box on the right, we need to answer the question, "What could really happen?" (Depending on which characters they chose, students should be able to write in something that character did, since any of the actions could have occurred in real life.)*
- If there is time available, have students share to compare all three characters and the things they did that could have happened in real life.

All School 23

Grade 2 Unit 1 Genre Study 1

GENRE STUDY REALISTIC FICTION

Beginnings, Middle, End

Realistic fiction is a genre. Realistic fiction stories are made up. They have characters that do things that could happen in real life.

Reread to find out what makes this story realistic fiction.

Share how you know it is realistic fiction.

Write the names of two characters. Then write something they each do that could happen in real life.

Who could be real? What could really happen?

Model

Explain

Guided Practice

All School 23

VIII. Genre Study 수업에 도움되는 자료 (Grade 1 to 3)

2. Reading and Writing Companion Book eBook

C
o
n
n
e
c
t
e
d

Grade 1 Wonders Resources

Grade 1 Wonders Resources

- Grade 1 Wonders Resources
 - Unit 1
 - Unit 2
 - Unit 3
 - Unit 4
 - Unit 5
 - Unit 6
 - Unit 7
 - Unit 8
 - Unit 9
 - Unit 10
 - Unit 11
 - Unit 12

Grade Level 또는 Unit Level 선택

Grade 1 Wonders Resources

Asia Wonders Grade 1

Grade 1 Unit 1 Reading/Writing Companion

Grade 1 Unit 1 Reading/Writing Companion

eBook of Wonders New Edition Grade 1 Unit 1 Reading/Writing Companion

Core | On Grade Level | Rally E-Book

Reading and Writing Companion Book: Genre Study

Genre Study

Realistic fiction is a genre. Realistic fiction stories are made up. They have characters that do things that could happen in real life.

- Reread to find out what makes this story realistic fiction.
- Share how you know it is realistic fiction.
- Write the names of two characters. Then write something they each do that could happen in real life.

Who could be real?	What could really happen?

RWC Example Page

Interactive eBook으로서 Circle, Box, Underline, Memo, Highlight 등의 Interactive Tools를 활용해 모델을 제공할 수 있어 수업 진행이 용이함

1

2

3

3

3

22 Unit 1 - Week 1

AUDIO ICONS:

22 - 23

- 1 목차확인 및 Memo, Highlight, Circle, Box, Underline이 가능한 Interactive Tools
- 2 페이지를 확대/축소 가능한 기능
- 3 Page Navigation 기능

VIII. Genre Study 수업에 도움되는 자료 (Grade 1 to 3)

3. Classroom PPT

C
o
n
n
e
c
t
e
d

Grade 1 Wonders Resources

Grade 1 Wonders Resources

- Grade 1 Wonders Resources
 - Unit 1
 - Unit 1 Week 1**
 - Unit 1 Week 2
 - Unit 4

Week 또는 Genre Study Level 선택

Classroom PPT 선택

Grade 1 Wonders Resources

Asia Wonders Grade 1

Unit 1 Week 1 Classroom PPT

Unit 1 Week 1 Classroom PPT

This PPT helps teachers to present Reading and Writing Companion Book content for the week. It provides instructional supports for Key Concepts, Phonics, Keywords, Shared and Paired Read, after reading activities, and Writing.

Core | On Grade Level | Document

Reading and Writing Companion Book: Genre Study

Genre Study

Realistic fiction is a genre. Realistic fiction stories are made up. They have characters that do things that could happen in real life.

- Reread to find out what makes this story realistic fiction.
- Share how you know it is realistic fiction.
- Write the names of two characters. Then write something they each do that could happen in real life.

Who could be real?	What could really happen?

Classroom PPT Example Page

Lesson Flow에 맞게 수업을 진행할 수 있고 Guided Practice에서 중요한 요소인 Modeling이 용이한 자료. Answer Key도 제공되어 효율적인 수업 가능.

Grade 1 Unit 1 Week 1

Genre Study

Shared Read

Write the names of two characters. Then write something they each do that could happen in real life.

Who could be real?	What could really happen?
Max	Max can draw a picture.
Jack	Jack can paint a picture.

Grade 2 Unit 1 Genre Study 1

GENRE STUDY REALISTIC FICTION

SHARED READ

Your Turn How does the author show Maria's feelings about going to practice change in different parts of the story?

Maria agrees with her father in the middle of the story and is proud of her hard work by the end.

VIII. Genre Study 수업에 도움되는 자료 (Grade 1 to 3)

4. Differentiated Genre Passages (Grade 2 and 3 only)

CONNECTED

The screenshot shows a digital resource interface. On the left, there is a sidebar with 'Grade 1 Wonders Resources' and 'Unit 1' selected. The main area displays 'Asia Wonders Grade 1' with a document titled 'The Food Festival Differentiated Genre Passages'. A large black arrow points from the top right towards the document. Below the document, it says 'Differentiated Instruction | On Grade Level | Document'.

Reading and Writing Companion Book:
Genre Study

The screenshot shows a page from a 'Reading and Writing Companion Book: Genre Study'. The page is titled 'GENRE STUDY REALISTIC FICTION' and 'The Food Festival'. It includes a 'Beginning, Middle, End' section with a 'Find Text Evidence' box. There are also 'Write to Respond' prompts and a small illustration of a family.

Differentiated Genre Passage
Example Page

Genre Features를 새로운 텍스트로 연습, 학습, 응용해 볼 수 있는 자료로 4개의 Text Complexity 레벨을 제공한다. 레벨의 구성과 수준은 아래와 같다:

- On Level: Reading and Writing Companion Book 레벨과 유사하거나 살짝 높음
- Approaching Level: 가장 쉬운 텍스트와 활동 레벨을 제공함.
- ELL Level: 두번째로 쉬운 레벨로 On Level 보다 살짝 쉽고 Approaching Level 보다는 살짝 높음.
- Beyond Level: 가장 복잡한 Text Complexity 레벨과 활동레벨을 제공함.

On Level

Genre Study: Realistic Fiction

Name _____

As you read the passage, notice how the author uses the features of realistic fiction.

The Food Festival

10 Van and his family went to the local food festival.
20 Van's eyes opened wide. He was amazed at how his
29 quiet street had changed. On each side, there were
39 food booths with colorful flags. He knew a few. There
48 was Mexico and there was China. Van followed his
55 mom, dad, and sister down the street.
64 Mom stopped at the first booth. People were selling
74 Greek salad there. Van's family shared a big plate of
84 salad.
Then they walked to the Chinese booth. They had
the beef noodle soup.

A. Use text evidence to answer the questions.

- How do you know "The Food Festival" is realistic fiction?

- How does the author show how Van's quiet street has changed?

- How are the characters in this story similar? How are they different?

B. Work with a partner. Read the passage aloud. Pay attention to intonation. Stop after one minute. Fill out the chart.

	Words Read	-	Number of Errors	=	Words Correct Score
First Read	_____	-	_____	=	_____
Second Read	_____	-	_____	=	_____

Approaching Level

Genre Study: Realistic Fiction

Name _____

As you read the passage, notice how the author uses the features of realistic fiction.

The Food Festival

12 Van and his family went to a food festival. It was on
21 Van's street. His quiet street had changed. There were
31 many food booths. Each booth had a bright flag. Van
38 had a big salad.
47 The first booth was selling Greek salad. Van's family
51 had a big salad.
61 The next booth had beef noodle soup. All of Van's
64 family ate soup.
74 Then they ate hot curry at a different booth. They
tried tamales, too.

A. Use text evidence to answer the questions.

- How do you know "The Food Festival" is realistic fiction?
The author tells about _____
The characters say things that _____
- How does the author show how Van's street has changed?
The author says that the street _____
- How are the characters in this story the same? How are they different?
The characters all _____
The characters are all _____
The characters are different because they _____

B. Work with a partner. Read the passage aloud. Pay attention to intonation. Stop after one minute. Fill out the chart.

	Words Read	-	Number of Errors	=	Words Correct Score
First Read	_____	-	_____	=	_____
Second Read	_____	-	_____	=	_____

IX. Comprehension Skill 수업에 도움이 되는 자료 (Grade 1 to 3)

1. Teacher's Edition

CONNECTED

Grade 1 Wonders Resources

Grade 1 Wonders Resources

Grade 1 Wonders Resources

- Unit 1
- Unit 2
- Unit 3
- Unit 4
- Unit 5
- Unit 6
- Unit 7
- Unit 8
- Unit 9
- Unit 10

Grade Level 또는 Unit Level 선택

Teacher's Edition을 선택

Grade 1 Wonders Resources

Asia Wonders Grade 1

Unit 1 Teacher's Edition

With this easy to use component, teachers can easily see lesson flow, teaching tips, and answer keys of Reading and Writing Companion Book.

Core | On Grade Level | Document

Reading and Writing Companion Book: Comprehension Skill

Comprehension Skill

Key details are the most important details in a story. Words and pictures in a story give you the key details.

Reread "Jack Can"

Talk about key details in the story. Use the words and pictures.

Find Text Evidence

Find key details about what Jack can do.

Write the key details.

Detail

Jack can _____

↓ Detail

Jack _____ can not reach.

↓ Detail

Jack _____ helps _____.

Talk about one more key detail in the story.

Retell "Jack Can" using your own words.

TE Example Page

Reading and Writing Companion Book의 답안확인 가능하며 양 옆과 하단에 Teaching Flow 및 Teaching Tips, 그리고 Model Questions와 Answers가 제공되어 있음

Explain

- Have students look at page 24.
- Say: *To help us really understand what is happening in a story, we need to look for the key details. Let's read about key details together.*
- Read with students from the top of page 24.

Model

- Reread "Jack Can" and talk about the key details in the story.
- Say: *On page 16, we can find a detail in the text about what Jack can do. The picture shows Jack painting a picture of himself, and the text says "Jack can paint." That means that Jack can paint a picture of himself. This is a key detail.*

Comprehension Skill

Key details are the most important details in a story. Words and pictures in a story give you the key details.

Reread "Jack Can."

Talk about key details in the story. Use the words and pictures.

Find Text Evidence

Find key details about what Jack can do.

Write the key details.

Guided Practice / Practice

- Read the prompt at the bottom of page 24 with students: Write key details.
- Have students complete the activity on page 25 independently.
- Encourage students to record the page numbers for their answers as well.
- Read the first prompt at the bottom of page 25 with students: talk about one more key detail in the story. (Students can talk about what Max can do or what Jack likes.)
- Say: *One way for us to show that we understand a story is to retell the story in our own words. You can use key details to help you.*
- Read the second prompt together with students: Retell "Jack Can" using your own words. (Students should be able to recall what happened in the correct order.) Encourage them to recall details without the text first, but allow them to use the text if they get stuck.

IX. Comprehension Skill 수업에 도움이 되는 자료 (Grade 1 to 3)

2. Reading and Writing Companion Book eBook

C
o
n
n
e
c
t
e
d

Grade 1 Wonders Resources

Grade 1 Wonders Resources

- Grade 1 Wonders Resources
 - Unit 1
 - Unit 2
 - Unit 3
 - Unit 4

Grade Level 또는 Unit Level 선택

Grade 1 Unit 1 Reading/Writing Companion

Asia Wonders Grade 1

Grade 1 Unit 1 Reading/Writing Companion

eBook을 선택

Grade 1 Unit 1 Reading/Writing Companion

eBook of Wonders New Edition Grade 1 Unit 1 Reading/Writing Companion

Core | On Grade Level | Rally E-Book

Reading and Writing Companion Book: Comprehension Skill

Comprehension Skill

Key details are the most important details in a story. Words and pictures in a story give you the key details.

Reread "Jack Can."

Talk about key details in the story. Use the words and pictures.

Find Text Evidence

Find key details about what Jack can do.

Jack can paint.

Write the key details.

Detail

Jack can _____.

Detail

_____ can not reach.

Detail

_____ helps _____.

Talk about one more key detail in the story.

Retell "Jack Can" using your own words.

RWC Example Page

Interactive eBook으로서 Circle, Box, Underline, Memo, Highlight 등의 Interactive Tools를 활용해 모델을 제공할 수 있어 수업 진행이 용이함

1

2

3

3

24 Unit 1 - Week 1

AUDIO ICONS: [ON]

24 - 25

- 1 목차확인 및 Memo, Highlight, Circle, Box, Underline이 가능한 Interactive Tools
- 2 페이지를 확대/축소 가능한 기능
- 3 Page Navigation 기능

IX. Comprehension Skill 수업에 도움이 되는 자료 (Grade 1 to 3)

3. Classroom PPT

C
o
n
n
e
c
t
e
d

Grade 1 Wonders Resources

Grade 1 Wonders Resources

- Grade 1 Wonders Resources
- Unit 1
 - Unit 1 Week 1**
 - Unit 1 Week 2
- Unit 4

Week 또는 Genre Study Level 선택

Classroom PPT 선택

Grade 1 Wonders Resources

Asia Wonders Grade 1

Unit 1 Week 1 Classroom PPT

Unit 1 Week 1 Classroom PPT

This PPT helps teachers to present Reading and Writing Companion Book content for the week. It provides instructional supports for Key Concepts, Phonics, Keywords, Shared and Paired Read, after reading activities, and Writing.

Core | On Grade Level | Document

Reading and Writing Companion Book: Comprehension Skill

Comprehension Skill

Key details are the most important details in a story. Words and pictures in a story give you the key details.

Reread "Jack Can"

Talk about key details in the story. Use the words and pictures.

Find Text Evidence

Find key details about what Jack can do.

Write the key details.

Detail

Jack can _____

Detail

_____ can not reach.

Detail

_____ helps _____

Talk about one more key detail in the story.

Retell "Jack Can" using your own words.

Classroom PPT Example Page

Comprehension Skill을 이해시키기 위한 모델링이 용이하고 모델 답안제시도 가능해 학습자가 참고하여 꼭 배워야 하는 스킬을 습득할 수 있도록 도움을 주는 자료

Comprehension Skill

Shared Re
Comprehension Skill
Shared Read

Find Text Evidence

Find key details about what Jack can do.

page 15

Jack can **paint**.

Detail

Jack can **paint**.

Detail

Jack can not reach.

Detail

Nan helps _____.

Talk about one more key detail in the story.

Retell "Jack Can" using your own words.

IX. Comprehension Skill 수업에 도움이 되는 자료 (Grade 1 to 3)

4. Interactive Games

C
o
n
n
e
c
t
e
d

Grade 1 Wonders Resources

Grade 1 Wonders Resources

- Grade 1 Wonders Resources
 - Unit 1
 - Unit 1 Week 1**
 - Unit 1 Week 2
 - Unit 1 Week 3
 - Unit 1 Week 4

Unit Level 선택

Interactive Game 선택

Grade 1 Wonders Resources

Asia Wonders Grade 1

U1 Key Details

U1 Key Details

This practice activity aligns to the key skills of the week that appear in the Data Dashboard Recommendation report. Student scores appear in the Data Dashboard reports. Students will be asked to read a passage and answer questions related to the passage.

Core | On Grade Level | Rich Media

Reading and Writing Companion Book: Comprehension Skill

Comprehension Skill

Key details are the most important details in a story. Words and pictures in a story give you the key details.

Reread "Jack Can"

Talk about key details in the story. Use the words and pictures.

Find Text Evidence

Find key details about what Jack can do.

Jack can point

Write the key details.

Detail

Jack can _____

Detail

_____ can not reach.

Detail

_____ helps _____

Talk about one more key detail in the story.

Rethink "Jack Can" using your own words.


Interactive Games Example Page

Grade 1 Unit 1

Your Turn: Comprehension

Key details are important pieces of information in a story. Read the pages of *Jack the Cat*. Answer the questions about key details.

Jack is a cat.



What does Jack sit on?

- a mat
- a pan
- a ham

Correct

Grade 2 Unit 1

Your Turn: Comprehension

A character is a person or animal in a story. The setting tells where and when a story takes place. The events are what happen in the story. Read the story and answer the questions about character, setting, and events.

The Food Festival

Van and his family went to the local food festival. Van's eyes opened wide. He was amazed at how this quiet street had been changed. On each side, food booths were set up showing colorful flags. He knew a few. There was Mexico and there was China. Van followed his mom, dad, and sister down the street.

Mom stopped at the first booth. People were selling Greek salad there. Van's family shared a big plate of salad.

Then they walked to the Chinese booth. They had the beef noodle soup.

Where does the story take place?

- a restaurant
- a local food festival
- a house

Correct

RWC에서 배운 Comprehension Skill을 Interactive Games를 통해 강화할 수 있을 뿐 아니라 Media Literacy Skill도 함께 기를 수 있는 자료

IX. Comprehension Skill 수업에 도움이 되는 자료 (Grade 1 to 3)

5. Take-Home Story (Grade 1 only)

C
o
n
n
e
c
t
e
d

Grade 1 Wonders Resources

Take-Home Story 선택

Grade 1 Wonders Resources

- Grade 1 Wonders Resources
- Unit 1
 - Unit 1 Week 1**
 - Unit 1 Week 2
- Unit 4

Week Level 선택

Grade 1 Wonders Resources

Asia Wonders Grade 1

Take-Home Story: Jack the Cat

Take-Home Story: Jack the Cat

Practice Book Page 15

Core | On Grade Level | Document

Reading and Writing Companion Book: Comprehension Skill

Comprehension Skill

Key details are the most important details in a story. Words and pictures in a story give you the key details.

Reread "Jack Can"

- Retell** "Jack Can"
 - Talk about key details in the story. Use the words and pictures.
 - Find Text Evidence**
 - Find key details about what Jack can do.

Jack can **point**

Write the key details.

Shared Read

Detail

Jack can _____

Detail

_____ can not reach.

Detail

_____ helps _____

Talk about one more key detail in the story.
Retell "Jack Can" using your own words.

Take Home Story Example Page

RWC에서 배운 Comprehension Skill을 응용 및 활용해 Fresh Read인 Take-Home Story를 분석해 볼 수 있는 자료. Practice Book에서 제공하는 Blank Graphic Organizer는 RWC의 Shared Read를 학습자가 선생님의 도움없이 완성하는 용도로 쓰이기도 하지만 Take-Home Story를 이용하면 응용과 활용이 가능한 활동이 됨.

Copyright © McGraw-Hill Education. Permission is granted to reproduce for classroom use.

Jack likes to nap.

Connect to Community: Have children talk to a family member about pets they know.

15

Jack the Cat

Jack is a cat.

Teacher Directions: Have children establish a purpose for reading the take-home story.

1

Use vocabulary and illustrations to present a retelling of the story in a different way.

Jack likes to play.

2

Jack likes Tam.

3

16 Grade 1 • Unit 1 • Week 1

IX. Comprehension Skill 수업에 도움이 되는 자료 (Grade 1 to 3)

6. Differentiated Text (Grade 2 and 3 only)

CONNECTED

Differentiated Text 선택

Grade 1 Wonders Resources

Grade 1 Wonders Resources

- Grade 1 Wonders Resources
- Unit 1
 - Unit 1 Week 1**
 - Unit 1 Week 2
- Unit 1 Week 3

Genre Study Level 선택

Grade 1 Wonders Resources

Asia Wonders Grade 1

A Festival from India (Realistic Fiction) (EL)

These leveled, online reading passages include questions to reinforce student comprehension.

ELL | EL Beginning | Document

A Festival from India (Realistic Fiction) (EL Beginning)

These leveled, online reading passages include questions to reinforce student comprehension.

Reading and Writing Companion Book: Comprehension Skill

Comprehension Skill

Key details are the most important details in a story. Words and pictures in a story give you the key details.

Reread "Jack Con"

- Talk about key details in the story. Use the words and pictures.
- Find Text Evidence. Find key details about what Jack can do.

Jack can point

Write the key details.

Detail

Jack can _____

↓

Detail

_____ can not reach.

↓

Detail

_____ helps _____

Talk about one more key detail in the story. Reread "Jack Con" using your own words.

Differentiated Text Example Page

Differentiated Text는 Shared Read와 주제가 같은 새로운 리딩자료로 Comprehension Skill 파트에서 배운 내용을 응용 및 활용 (Application)해 볼 수 있는 활동을 제시한다. 이 자료의 총 레벨은 3개로 자세한 설명을 아래와 같다:

- EL Beginning: 가장 쉬운 Text Complexity와 Guide가 많이 제공되는 활동으로 구성
- EL Intermediate: 중간정도의 Text Complexity와 어느 정도의 Guide가 제공되는 활동으로 구성
- EL Advanced: 가장 높은 Text Complexity와 어려운 활동으로 구성된 자료

EL Beginning

Essential Question

How are families around the world the same and different?

Use Graphic Organizer 43 to take notes while you read.

Respond to Reading Name _____

Share your notes from Graphic Organizer 43 with a partner. Use the sentences below to have a collaborative conversation about the text. Present your ideas to the class.

- Explain what Ana and Maria do together at the festival. They watch people sing and _____. Later, they eat _____ with Maria.
- Talk about when Maria is proud of Ana. Maria is proud of Ana when _____.
- Explain why Maria says "thank you" to Ana. Maria learned about _____, Maria likes _____.

Work with a partner. Discuss the Essential Question: How are families around the world the same and different? Then write your answers below. Cite text evidence.

What does Maria learn about a family from India?

Maria learns how the family celebrates _____.

Maria watches people _____ long boats.

Ana _____ and she shares _____.

Grade 2 - Unit 1 | Realistic Fiction

EL Intermediate

Essential Question

How are families around the world the same and different?

Use Graphic Organizer 43 to take notes while you read.

Respond to Reading Name _____

Share your notes from Graphic Organizer 43 with a partner. Use the sentences below to have a collaborative conversation about the text. Present your ideas to the class.

- Describe what Ana does after the boat races. Ana wears _____. Ana tells Maria about _____.
- Explain how Maria feels about the dancing. Maria is surprised because _____. Maria likes _____. She feels _____.
- Talk about why Maria says "thank you" to Ana. Maria liked learning _____. Maria enjoyed _____.

Work with a partner. Discuss the Essential Question: How are families around the world the same and different? Then write your answers below. Cite text evidence.

What does Maria learn about Ana's family from India?

Maria learns about _____.

Maria goes to the festival and _____.

Grade 2 - Unit 1 | Realistic Fiction

IX. Comprehension Skill 수업에 도움이 되는 자료 (Grade 1 to 3)

7. Workstation Activity Cards (Grade 1 only)

C
o
n
n
e
c
t
e
d

Grade 1 Wonders Resources

Grade 1 Wonders Resources

- Grade 1 Wonders Resources
- Unit 1
 - Unit 1 Week 1**
 - Unit 1 Week 2
 - Unit 1 Week 3
 - Unit 1 Week 4

Week Level 선택

Grade 1 Wonders Resources

Asia Wonders Grade 1

Unit 1 Week 1 Workstation Activity Cards

Workstation cards provide leveled extension activities for Reading, Writing, Phonics/Word Study, Social studies and Science.

Core | On Grade Level | Document

Workstation Activity Cards 선택

Reading and Writing Companion Book: Comprehension Skill

Comprehension Skill

Key details are the most important details in a story. Words and pictures in a story give you the key details.

Reread "Jack Can"

- Talk about key details in the story. Use the words and pictures.
- Find Text Evidence. Find key details about what Jack can do.

Jack can point.

Write the key details.

Detail

Jack can _____

↓

_____ can not reach.

↓

_____ helps.

Talk about one more key detail in the story.

Rethink "Jack Can" using your own words.

Workstation Activity Cards Example Page

RWC에서 배운 Comprehension Skill을 새로운 스토리에 적용하여 강화 또는 확장할 수 있는 자료. 확장한 기술을 결과물로 만들어 낼 수 있어 Project활동으로 적합함.

Key Details

Key details help you understand a story. You can find key details in pictures.

- Read a story with a partner.
- Choose a picture from the story. Fill in a chart like the one shown. Write three key details the picture shows.
- Find another picture. Add it to the chart.

Illustration	What It Shows

You need

- paper
- pencils, crayons, or markers

READING

At Play

- Draw a picture of yourself at play.
- Write a sentence to tell what you are doing.
- Tell a partner about the picture.

You need

- paper
- pencils, crayons, or markers

READING

Illustrate Your School

- Draw your school.
- Add key details about your school.
- Trade with a partner.
- Find key details. Write them under the picture.

READING

IX. Comprehension Skill 수업에 도움이 되는 자료 (Grade 1 to 3)

8. Practice Book

C
o
n
n
e
c
t
e
d

Grade 1 Wonders Resources

Practice Book
선택

Grade 1 Wonders Resources

- Grade 1 Wonders Resources
- Unit 1
 - Unit 1 Week 1**
 - Unit 1 Week 2
 - Unit 1 Week 3

Week 또는 Genre Study Level 선택

Grade 1 Wonders Resources

Asia Wonders Grade 1

Unit 1 Week 1 Practice Book

This Practice Book is for targeted students to build and reinforce core skills effectively.

Core | On Grade Level | Document

Reading and Writing Companion Book: Comprehension Skill

Comprehension Skill Shared Read

Key details are the most important details in a story. Words and pictures in a story give you the key details.

Reread "Jack Can"

- Talk about key details in the story. Use the words and pictures.
- Find Text Evidence. Find key details about what Jack can do.

Jack can point.

Write the key details.

Detail

Jack can _____

↓

_____ can not reach.

↓

_____ helps _____.

Talk about one more key detail in the story.

Rethink "Jack Can" using your own words.

Practice Book Example Page

RWC의 Shared Read를 활용해 Blank Graphic Organizer를 완성하게 해 배운 내용을 강화하거나 Take-Home Story 나 Differentiated Text를 활용해 새로운 텍스트를 분석하도록 해 배운 내용을 응용 및 활용을 할 수 있도록 할 수 있다.

Comprehension Skill Shared Read

Reread "Jack Can" and fill in the Key Details Chart. Use words from the story.

Detail

↓

Detail

↓

Detail

8 Unit 1 • Week 1

Take Home Story G1

Jack likes to nap.

Jack is a cat.

Jack likes to play.

Jack likes Tam.

8 Unit 1 • Week 1

Differentiated Text G2 and G3

Essential Question

How are families around the world the same and different?

A Festival from India

Realistic Fiction

Ana invites Maria to a festival. Ana says, "There are fun things to do. I will dance." Maria is excited. It is a chance to learn about Indian culture.

At the festival, Maria and Ana sit by the river. People row long boats. They sing and row together. It is time for the dance. Ana puts on a special outfit. She wears flowers in her hair.

Respond to Reading Name _____

Share your notes from Graphic Organizer 43 with a partner. Use the sentences below to have a collaborative conversation about the text. Present your ideas to the class.

- Explain what Ana and Maria do together at the festival. They watch people sing and _____ Later, they eat _____ Ana shares _____ with Maria.
- Talk about when Maria is proud of Ana. Maria is proud of Ana when _____
- Explain why Maria says "thank you" to Ana. Maria learned about _____ Maria likes _____

Work with a partner. Discuss the Essential Question: How are families around the world the same and different? Then write your answers below. Cite text evidence.

What does Maria learn about a family from India?

Maria learns how the family celebrates _____

Maria watches people _____ long boats.

Ana _____ and she shares _____

8 Unit 1 • Week 1

X. Grammar 수업에 도움되는 자료

1. Teacher's Edition

CONNECTED

Grade 1 Wonders Resources

Grade 1 Wonders Resources

- Grade 1 Wonders Resources
 - Unit 1
 - Unit 2
 - Unit 3
 - Unit 4
 - Unit 5
 - Unit 6
 - Unit 7
 - Unit 8
 - Unit 9
 - Unit 10

Grade Level 또는 Unit 선택

Grade 1 Wonders Resources

Asia Wonders Grade 1

Unit 1 Teacher's Edition

Unit 1 Teacher's Edition

With this easy to use component, teachers can easily see lesson flow, teaching tips, and answer keys of Reading and Writing Companion Book.

Core | On Grade Level | Document

Reading and Writing Companion Book: Grammar

Grammar

A sentence is a group of words that tells a whole idea. A sentence begins with a capital letter and ends with a punctuation mark.

Find Text Evidence

Is this a sentence? Why or why not? Underline the capital letter and circle the punctuation mark.

Jack is sad.

A. Circle the sentences.

1. I like pizza. 2. is an apple.
like pizza This is an apple.

B. Add a word to make this a sentence. Write the sentence. _____ can write.

32 UNIT 1 • Week 1

TE Example Page

Reading and Writing Companion Book의 답안확인 가능하며 양 옆과 하단에 Teaching Flow 및 Teaching Tips, 그리고 Model Questions와 Answers가 제공되어 있음

Explain

- Have students look at page 32.
- Before reading the prompts with students, say: *You will be learning about sentences.*
- Read the description of a sentence of the top of the page with students.

Model

- Say: *Look of the "Find Text Evidence" box.*
- Read the prompt together: Is this a sentence? Why or why not? Underline the capital letter and circle the punctuation mark. (Yes, it is a sentence because it is a whole idea.)

Guided Practice / Practice

Activity A

- Say: *Look at the photos of people and things on the page for Activity A.*
- Read the prompt together: Circle the sentences.
- After students have attempted, call on students to share their answers.

Grammar

A sentence is a group of words that tells a whole idea. A sentence begins with a capital letter and ends with a punctuation mark.

Find Text Evidence

Is this a sentence? Why or why not? Underline the capital letter and circle the punctuation mark.

Jack is sad.

A. Circle the sentences.

1. I like pizza. 2. is an apple.
like pizza This is an apple.

B. Add a word to make this a sentence. Write the sentence. _____ can write.

32 UNIT 1 • Week 1

Ask: *How do we know that our answers are sentences?* (Students should be able to say something about them being whole ideas, having capital letters and punctuation.)

Activity B

- Move on to Activity B and read the prompt together: Add a word to make this a sentence. Write the sentence. (Answers will vary, but students should complete the sentence with a person noun that is also capitalized.)

X. Grammar 수업에 도움되는 자료

2. Reading and Writing Companion Book eBook

C
o
n
n
e
c
t
e
d

Grade 1 Wonders Resources

Grade 1 Wonders Resources

- Unit 1
- Unit 2
- Unit 3
- Unit 4
- Unit 5
- Unit 6
- Unit 7
- Unit 8
- Unit 9
- Unit 10
- Unit 11
- Unit 12

Grade Level 또는 Unit Level 선택

Grade 1 Wonders Resources

Asia Wonders Grade 1

Grade 1 Unit 1 Reading/Writing Companion

Grade 1 Unit 1 Reading/Writing Companion

eBook을 선택

Grade 1 Unit 1 Reading/Writing Companion

eBook of Wonders New Edition Grade 1 Unit 1 Reading/Writing Companion

Core | On Grade Level | Rally E-Book

Reading and Writing Companion Book: Grammar

Grammar

A sentence is a group of words that tells a whole idea. A sentence begins with a capital letter and ends with a punctuation mark.

Find Text Evidence

Is this a sentence? Why or why not? Underline the capital letter and circle the punctuation mark.

Jack is sad.

A. Circle the sentences.

1. I like pizza.
like pizza

2. is an apple.
This is an apple.

B. Add a word to make this a sentence. Write the sentence.
_____ can write.

32 Unit 1 - Week 1

RWC Example Page

Interactive eBook으로서 Circle, Box, Underline, Memo, Highlight 등의 Interactive Tools를 활용해 모델을 제공할 수 있어 수업 진행이 용이함

Grammar

A sentence is a group of words that tells a whole idea. A sentence begins with a capital letter and ends with a punctuation mark.

Find Text Evidence

Is this a sentence? Why or why not? Underline the capital letter and circle the punctuation mark.

Jack is sad.

A. Circle the sentences.

1. I like pizza.
like pizza

2. is an apple.
This is an apple.

B. Add a word to make this a sentence. Write the sentence.
_____ can write.

32 Unit 1 - Week 1

AUDIO ICONS:

32 - 33

1. Interactive Tools (Highlight, Circle, Box, Underline, Memo)

2. Page Navigation (Zoom In/Out)

3. Page Navigation (Left/Right Arrow)

- 1. 목차확인 및 Memo, Highlight, Circle, Box, Underline이 가능한 Interactive Tools
- 2. 페이지를 확대/축소 가능한 기능
- 3. Page Navigation 기능

X. Grammar 수업에 도움되는 자료

3. Classroom PPT

C
o
n
n
e
c
t
e
d

Grade 1 Wonders Resources

Grade 1 Wonders Resources

- Grade 1 Wonders Resources
- Unit 1
 - Unit 1 Week 1**
 - Unit 1 Week 2
 - Unit 1 Week 3

Week 또는 Genre Study Level 선택

Classroom PPT 선택

Grade 1 Wonders Resources

Asia Wonders Grade 1

Unit 1 Week 1 Classroom PPT

Unit 1 Week 1 Classroom PPT

This PPT helps teachers to present Reading and Writing Companion Book content for the week. It provides instructional supports for Key Concepts, Phonics, Keywords, Shared and Paired Read, after reading activities, and Writing.

Core | On Grade Level | Document

Reading and Writing Companion Book:
Grammar

Grammar

A sentence is a group of words that tells a whole idea. A sentence begins with a capital letter and ends with a punctuation mark.

Find Text Evidence

Is this a sentence? Why or why not? Underline the capital letter and **circle** the punctuation mark.

Jack is sad.

A. Circle the sentences.

1. I like pizza. like pizza

2. is an apple. This is an apple.

B. Add a word to make this a sentence. Write the sentence. _____ can write.

32 Unit 1, Week 1

Classroom
PPT Example
Page

Grammar에
대한
Modeling과
Activity를
효율적으로
진행할 수
있는 자료.

Grammar

Grammar

A **sentence** is a group of words that tells a whole idea. A sentence begins with a capital letter and ends with a punctuation mark.



Find Text Evidence

Is this a sentence? Why or why not? **Underline** the capital letter and **circle** the punctuation mark.

Jack is sad.



A. Circle the sentences.

1.



I like pizza.

like pizza

2.



is an apple

This is an apple.

X. Grammar 수업에 도움되는 자료

4. Interactive Games

C
o
n
n
e
c
t
e
d

Grade 1 Wonders Resources

Grade 1 Wonders Resources

- Grade 1 Wonders Resources
- Unit 1
 - Unit 1 Week 1
 - Unit 1 Week 2
 - Unit 1 Week 3

Week or Genre Study Level 선택

Interactive Game 선택

Grade 1 Wonders Resources

Asia Wonders Grade 1

Grammar Activity: Sentences

Grammar Activity: Sentences

This Grammar interactive lesson focuses on correcting and creating complete sentences.

Grammar | Core | On Grade Level | Composite

Reading and Writing Companion Book: Grammar

Grammar

A sentence is a group of words that tells a whole idea. A sentence begins with a capital letter and ends with a punctuation mark.

Find Text Evidence

Is this a sentence? Why or why not? Underline the capital letter and circle the punctuation mark.

Jack is sad.

A. Circle the sentences.

1. I like pizza. like pizza

2. Is an apple. This is an apple.

B. Add a word to make this a sentence. Write the sentence. can write.

32 Unit 1, Week 1

Interactive Games Example Page

Grade 1 Unit 1

Grammar: Sentences

Find the errors. Select the word that needs to be changed or that needs punctuation after it. Then choose the proofreading symbol that will fix the error.

i see a tan bat

Period Uppercase Comma Spell Check Lowercase Apostrophe Question Mark Undo

CHECK

PREVIOUS 1 of 20 NEXT

Grade 2 Unit 1

Grammar: Commands and Exclamations

Read each sentence. If it is a command, drag it to the "Command" box. If it is an exclamation, drag it to the "Exclamation" box. If it is both, drag it into the "Command and Exclamation" box.

Exclamation	Command	Command and Exclamation

Give him the first piece. Blow out the candles now! He looks so happy! Take the dishes away. Bring in the cake! Open the present now!

The cake looks beautiful! We are going to the party!

CHECK

PREVIOUS 1 of 2 NEXT

RWC에서 배운 Grammar skill을 Interactive Game을 통해 강화시키는 활동.

X. Grammar 수업에 도움되는 자료

5. Practice Book

C
o
n
n
e
c
t
e
d

Grade 1 Wonders Resources

Practice Book
선택

Grade 1 Wonders Resources

- Grade 1 Wonders Resources
- Unit 1
 - Unit 1 Week 1**
 - Unit 1 Week 2
- Unit 1 Week 3

Week
또는
Genre
Study
Level 선택

Grade 1 Wonders Resources

Asia Wonders Grade 1

Unit 1 Week 1 Practice Book

This Practice Book is for targeted students to build and reinforce core skills effectively.

Core | On Grade Level | Document

Reading and Writing Companion Book: Grammar

Grammar

A sentence is a group of words that tells a whole idea. A sentence begins with a capital letter and ends with a punctuation mark.

Find Text Evidence

Is this a sentence? Why or why not? Underline the capital letter and circle the punctuation mark.

Jack is sad.

A. Circle the sentences.

1. I like pizza.
like pizza

2. Is an apple.
This is an apple.

B. Add a word to make this a sentence. Write the sentence.

_____ can write.

32 Unit 1 - Week 1

Practice Book
Example Page

RWC에서 배운
Grammar Skill을
강화할 수 있는
자료

Grammar

A. Circle the sentences.

- Pam has a hat.
Has a hat
- Likes his pet
Sam likes his pet.
- We can get along.
can get along
- like to read books
We like to read books.
- Dan helps me.
Dan me

B. Use the words in the box to make sentences.

Pam	play tag
cat	Tom at

- Jan has a _____
- _____ ran to school.
- Nan can _____
- I see _____ school.

C. Add words to make this a sentence. Write the sentence.

1. _____ can hop.

Grammar

A. Circle the sentences.

- Pam has a hat.
Has a hat
- Likes his pet
Sam likes his pet.
- We can get along.
can get along
- like to read books
We like to read books.
- Dan helps me.
Dan me

B. Use the words in the box to make sentences.

Pam	play tag
eat	Tom at

- Jan has a cat
- Pam ran to school.
- Nan can play tag
- I see Tom at school.

C. Add words to make this a sentence. Write the sentence.

1. _____ can hop.

Answers will vary.

XI. Writing 수업에 도움되는 자료

1. Teacher's Edition

Connected

Grade 1 Wonders Resources

Grade 1 Wonders Resources

Grade 1 Wonders Resources

- Unit 1
- Unit 2
- Unit 3
- Unit 4
- Unit 5
- Unit 6
- Unit 7
- Unit 8
- Unit 9
- Unit 10
- Unit 11
- Unit 12

Grade Level 또는 Unit 선택

Teacher's Edition을 선택

Grade 1 Wonders Resources

Asia Wonders Grade 1

Unit 1 Teacher's Edition

Unit 1 Teacher's Edition

With this easy to use component, teachers can easily see lesson flow, teaching tips, and answer keys of Reading and Writing Companion Book.

Core | On Grade Level | Document

Reading and Writing Companion Book: Writing

GENRE WRITING

Draft

Descriptive Details The author of "Maria Celebrates Brazil" uses details to describe the characters and setting in the beginning of the story.

Maria and her family are in their bright, hot kitchen. "Please, Mãe, por favor!" Maria begs. Mãe speaks Portuguese. This is the language of Brazil. "No matter how much you beg or plead, you must go to practice. The parade is next week."

Use the paragraphs as a model to start writing. Think about details that describe your setting. Include descriptive details in the words your characters speak.

Write a Draft Look over the chart you made. Use it to help you write your draft in your notebook. Remember to use details that describe, or tell about, your characters, settings, and events.

REALISTIC FICTION

Revise

Strong Openings A strong opening grabs your attention and makes you want to find out what happens next. Read the story opening below. Then revise it. Add details about the character and his problem to make readers interested in the story.

"Tim had slept late. He needed to make a picnic for Father's Day. Outside his bedroom window, there were clouds."

Quick Tip Strong openings can describe a problem, a character faces, or has, in the story. Think about details that show what the character feels about the problem. Dialogue, or what a character says, can show strong writing.

Grammar Connections Pay attention to your end punctuation marks. Use question marks at the end of questions. Use exclamation points when you write sentences that show a strong feeling.

Revise It's time to revise your draft. Include a strong opening that makes your reader want to find out what happens next.

TE Example Page

Reading and Writing Companion Book의 답안확인 가능하며 양 옆과 하단에 Teaching Flow 및 Teaching Tips, 그리고 Model Questions와 Answers가 제공되어 있음

Descriptive Details

- Have students look at page 38.
- Say: *Let's look at the expert model again.*
- Explain that authors use details to describe the characters, setting, and events in a story. Ask: *Which details tell about the setting? ("Bright, hot kitchen") Which details tell about the characters? (Maria is with her family, Maria speaks English, but her mother Mãe speaks Portuguese) What do the details tell us about what's happening? (Maria and her mother are arguing. Maria doesn't want to go to practice. Mãe says that she has to go because there is a parade next week.)*
- Have students write an opening for their story modeled on the beginning of "Maria Celebrates Brazil."
- Tell students that it's important to give readers specific details about characters and settings so they can understand the story.

Write a Draft

- Say: *The very first time you write, we call that a draft. This is the first time the ideas are put on paper. It does not need to be perfect. There are other steps that will help us get it cleaned up.*

GENRE WRITING

Draft

Descriptive Details The author of "Maria Celebrates Brazil" uses details to describe the characters and setting in the beginning of the story.

Maria and her family are in their bright, hot kitchen. "Please, Mãe, por favor!" Maria begs. Mãe speaks Portuguese. This is the language of Brazil. "No matter how much you beg or plead, you must go to practice. The parade is next week."

Use the paragraphs as a model to start writing. Think about details that describe your setting. Include descriptive details in the words your characters speak.

Write a Draft Look over the chart you made. Use it to help you write your draft in your notebook. Remember to use details that describe, or tell about, your characters, settings, and events.

At this point, we can take all the ideas you have written done in the student book and your writer's notebook and begin your draft.

Have students review the charts they created during the Plan phase. They will use their charts as they write their drafts. Remind students that their story should have a beginning, middle, and end. Help students organize their ideas into paragraphs with descriptive details and sequence words.

Give students time to work on their drafts. If they are stuck, or need help, ask them questions about their ideas that might help them get stuck on task. One strategy is to just begin writing from any point in the story. This will get students writing, and they can go back to fill in missing details later.

REALISTIC FICTION

Revise

Strong Openings A strong opening grabs your attention and makes you want to find out what happens next. Read the story opening below. Then revise it. Add details about the character and his problem to make readers interested in the story.

"Tim had slept late. He needed to make a picnic for Father's Day. Outside his bedroom window, there were clouds."

"Tim, wake up!" his mom yelled. Tim had slept late. There was no time to get ready for Father's Day. He and his mom had made Dad's favorite pasta salad for a picnic. He rushed out of bed. Outside his window, he saw dark clouds. "Oh no," he said to himself. "Rain is going to spoil everything!"

Revise It's time to revise your draft. Include a strong opening that makes your reader want to find out what happens next.

Write a Draft Look over the chart you made. Use it to help you write your draft in your notebook. Remember to use details that describe, or tell about, your characters, settings, and events.

made the opening stronger. Ask: Does this opening make you want to continue reading the story?

Revise

- Have students look at the Grammar Connections box before they work. Say: *It is important to check for grammar and things like punctuation in your writing. Because you are revising you can add, change, or remove things if necessary.*
- Say: *Now that you've had some practice with revisions, it's your turn. Be sure you reread your opening and add details and information to make it stronger.*

Strong Openings

- Have students look at page 39.
- Say: *Now that you have your first draft written down, you can start the revision process. This means you make improvements on what you have written.*
- Explain that writers begin a story with a strong opening so that a reader will want to continue reading. A strong opening can include an exciting or funny moment, interesting dialogue, or a striking description.
- Point to the Strong Openings section and have students read through it. Before they begin the activity, review the Quick Tip box together to talk more about strong openings.
- Read aloud the opening on page 39. Model adding a detail to make the opening stronger. Say: *Let's add a detail to show what Tim's mother says. Model adding dialogue, such as "Tim! It's late! Time to get up!" Have students continue adding details to improve the opening, such as describing what Tim had to do or what he saw out of the window.*
- Have volunteers share their revised version. Discuss details the students added. Then ask them to underline the words, phrases, or sentences in their revisions that

XI. Writing 수업에 도움되는 자료

2. Reading and Writing Companion Book eBook

C
o
n
n
e
c
t
e
d

Grade 1 Wonders Resources

Grade 1 Wonders Resources

- Grade 1 Wonders Resources
 - Unit 1
 - Unit 2
 - Unit 3
 - Unit 4
 - Unit 5
 - Unit 6
 - Unit 7
 - Unit 8
 - Unit 9
 - Unit 10
 - Unit 11
 - Unit 12

Grade Level 또는 Unit 선택

Grade 1 Wonders Resources

Asia Wonders Grade 1

Grade 1 Unit 1 Reading/Writing Companion

Grade 1 Unit 1 Reading/Writing Companion

eBook을 선택

Core | On Grade Level | Rally E-Book

Reading and Writing Companion Book: Writing

GENRE WRITING

Draft

Descriptive Details The author of "Maria Celebrates Brazil" uses details to describe the characters and setting in the beginning of the story.

Maria and her family are in their bright, hot kitchen. "Please, Mãe, por favor!" Maria begs. Mãe speaks Portuguese. This is the language of Brazil. "No matter how much you beg or plead, you must go to practice. The parade is next week."

Use the paragraphs as a model to start writing. Think about details that describe your setting. Include descriptive details in the words your characters speak.

Write a Draft Look over the chart you made. Use it to help you write your draft in your notebook. Remember to use details that describe, or tell about, your characters, settings, and events.

Revise

Strong Openings A strong opening grabs your attention and makes you want to find out what happens next. Read the story opening below. Then revise it. Add details about the character and his problem to make readers interested in the story.

Tim had slept late. He needed to make a picnic for Father's Day. Outside his bedroom window, there were clouds.

Revise It's time to revise your draft. Include a strong opening that makes your reader want to find out what happens next.

Quick Tip Strong openings can describe a problem a character faces, or has, in the story. Think about details that show what the character feels about the problem. Dialogue, or what a character says, can show strong feelings.

Grammar Connections Pay attention to your end punctuation marks. Use question marks at the end of questions. Use exclamation points when you write sentences that show a strong feeling.

RWC Example Page

Interactive eBook으로서 Circle, Box, Underline, Memo, Highlight 등의 Interactive Tools를 활용해 모델을 제공할 수 있어 수업 진행이 용이함

GENRE WRITING

Draft

Descriptive Details The author of "Maria Celebrates Brazil" uses details to describe the characters and setting in the beginning of the story.

Maria and her family are in their bright, hot kitchen. "Please, Mãe, por favor!" Maria begs. Mãe speaks Portuguese. This is the language of Brazil. "No matter how much you beg or plead, you must go to practice. The parade is next week."

Use the paragraphs as a model to start writing. Think about details that describe your setting. Include descriptive details in the words your characters speak.

Write a Draft Look over the chart you made. Use it to help you write your draft in your notebook. Remember to use details that describe, or tell about, your characters, settings, and events.

Revise

Strong Openings A strong opening grabs your attention and makes you want to find out what happens next. Read the story opening below. Then revise it. Add details about the character and his problem to make readers interested in the story.

Tim had slept late. He needed to make a picnic for Father's Day. Outside his bedroom window, there were clouds.

Revise It's time to revise your draft. Include a strong opening that makes your reader want to find out what happens next.

Quick Tip Strong openings can describe a problem a character faces, or has, in the story. Think about details that show what the character feels about the problem. Dialogue, or what a character says, can show strong feelings.

Grammar Connections Pay attention to your end punctuation marks. Use question marks at the end of questions. Use exclamation points when you write sentences that show a strong feeling.

38 - 39

- 1 목차확인 및 Memo, Highlight, Circle, Box, Underline이 가능한 Interactive Tools
- 2 페이지를 확대/축소 가능한 기능
- 3 Page Navigation 기능

XI. Writing 수업에 도움되는 자료

3. Classroom PPT

CONNECTED

Grade 1 Wonders Resources

Grade 1 Wonders Resources

- Grade 1 Wonders Resources
- Unit 1
 - Unit 1 Week 1
 - Unit 1 Week 2
 - Unit 1 Week 3

Week 또는 Genre Study Level 선택

Classroom PPT 선택

Grade 1 Wonders Resources

Asia Wonders Grade 1

Unit 1 Week 1 Classroom PPT

Unit 1 Week 1 Classroom PPT

This PPT helps teachers to present Reading and Writing Companion Book content for the week. It provides instructional supports for Key Concepts, Phonics, Keywords, Shared and Paired Read, after reading activities, and Writing.

Core | On Grade Level | Document

Reading and Writing Companion Book: Writing

GENRE WRITING

Draft

Descriptive Details The author of "Maria Celebrates Brazil" uses details to describe the characters and setting in the beginning of the story.

Maria and her family are in their bright, hot kitchen. "Please, Miso, por favor!" Maria begs. Miso speaks Portuguese. This is the language of Brazil. "Do matter how much you beg or plead, you must go to practice. The parade is next week."

Use the paragraphs as a model to start writing. Think about details that describe your setting. Include descriptive details in the words your characters speak.

Write a Draft Look over the chart you made. Use it to help you write your draft to your notebook. Remember to use details that describe, or tell about, your characters, settings, and events.

Revise

Strong Openings A strong opening grabs your attention and makes you want to find out what happens next. Read the story opening below. Then revise it. Add details about the character and his problem to make readers interested in the story.

Tim had slept late. He needed to make a picnic for Father's Day. Outside his bedroom window, there were clouds.

Quick Tip Strong openings can describe a problem a character faces. Use details that show what the character feels about the problem. Dialogue, or what a character says, can show strong feelings.

Grammar Connections Pay attention to your end punctuation marks. Use question marks at the end of questions. Use exclamation points when you write sentences that show a strong feeling.

Revise It's time to revise your draft. Include a strong opening that makes your reader want to find out what happens next.

Classroom PPT Example Page

GENRE WRITING

Grade 2_Unit 1_Ge

Expert Model
Plan
Draft
Revise
Edit / Proofread
Publish / Present / Evaluate

- Discuss features of realistic fiction
- Discuss the mentor text (Maria Celebrates Brazil)

Expert Model
Plan
Draft
Revise
Edit / Proofread
Publish / Present / Evaluate

- Brainstorm
- Choose the topic
- Discuss purpose and audience
- Plan a sequence of events
- Take notes

Expert Model
Plan
Draft
Revise
Edit / Proofread
Publish / Present / Evaluate

- Use descriptive language
- Write the draft

Genre Writing에 필요한 프로세스를 제공하고 학습자가 자신의 글쓰기를 잘 할 수 있도록 모델을 제공해 충분히 학습할 수 있는 환경을 만들어 주는 자료.

GENRE WRITING

Grade 2_Unit 1_Ge

Expert Model
Plan
Draft
Revise
Edit / Proofread
Publish / Present / Evaluate

Revise

Strong Openings A strong opening grabs your attention and makes you want to find out what happens next. Read the story opening below. Then revise it. Add details about the character and his problem to make readers interested in the story.

Tim had slept late. He needed to make a picnic for Father's Day. Outside his bedroom window, there were clouds.

"Tim, wake up!" his mom yelled. Tim had slept late. There was no time to get ready for Father's Day. He and his mom had made Dad's favorite pasta salad for a picnic. He rushed out of bed. Outside his window, he saw dark clouds. "Oh, no," he said to himself. "Rain is going to spoil everything."

Expert Model
Plan
Draft
Revise
Edit / Proofread
Publish / Present / Evaluate

Quick Tip

Strong openings can describe a problem a character faces, or has, in the story. Think about details that show what the character feels about the problem. Dialogue, or what a character says, can show strong feelings.

Grammar Connections

Pay attention to your end punctuation marks. Use question marks at the end of questions. Use exclamation points when you write sentences that show a strong feeling.



XI. Writing 수업에 도움되는 자료

4. Workstation Activity Cards (Grade 1 only)

CONNECTED

Grade 1 Wonders Resources

Grade 1 Wonders Resources

- Grade 1 Wonders Resources
- Unit 1
 - Unit 1 Week 1
 - Unit 1 Week 2
 - Unit 1 Week 3
 - Unit 1 Week 4

Week Level 선택

Workstation Activity Cards 선택

Grade 1 Wonders Resources

Asia Wonders Grade 1

Unit 1 Week 1 Workstation Activity Cards

Unit 1 Week 1 Workstation Activity Cards

Workstation cards provide leveled extension activities for Reading, Writing, Phonics/Word Study, Social studies and Science.

Core | On Grade Level | Document

Reading and Writing Companion Book: Writing

Write About the Text

Student Model: Informative Text

Jack can not write a word.
Jack can not reach up.
I see that Jack is too short.

Chairs
I used evidence from the story's words and pictures.

Grammar
A sentence begins with a capital letter.

This makes Jack sad.
Nan gets a stool for Jack.
Now Jack can reach.

Focus on an Event
I wrote about when Jack got help.

Your Turn
How do Jack's feelings about school change? Use text evidence to support your answer.

Workstation Activity Cards Example Page

RWC에서 배운 Writing Traits를 새로운 환경에서 응용과 활용해 볼 수 있는 자료. 프로젝트 타입의 활동이 가능해 재밌게 학습 내용을 체득할 수 있는 특징이 있음.

Ideas: Focus on an Event


WRITING

I went to the zoo.
It was fun.
I saw a lion.
My dog is black.

- Kim wrote about an event. She wrote about going to the zoo.
- Rewrite Kim's story on your paper.
- Take out the sentence that doesn't belong.
- Draw a picture for Kim's story.

You need 15 minutes

- > paper
- > pencils, crayons, or markers



Your Day

WRITING



- Think about what you did this morning.
- Write a sentence that tells one thing you did.
- Draw a picture of what you did. Talk about it with your partner.

You need 15 minutes

- > paper
- > pencils, crayons, or markers

Season Fun

WRITING



- What season is it? Write about an event that happened in this season.
- Exchange papers with a partner. Draw a picture of the event your partner described.
- Talk about the picture with your partner.

You need 20 minutes

- > paper
- > pencils, crayons, or markers

XI. Writing 수업에 도움되는 자료

5. Practice Book

C
o
n
n
e
c
t
e
d

Grade 1 Wonders Resources

Grade 1 Wonders Resources

Unit 1

Unit 1 Week 1

Unit 1 Week 2

Unit 1 Week 3

Unit 1 Week 4

Week 또는 Genre Study Level 선택

Practice Book 선택

Grade 1 Wonders Resources

Asia Wonders Grade 1

Unit 1 Week 1 Practice Book

Unit 1 Week 1 Practice Book

This Practice Book is for targeted students to build and reinforce core skills effectively.

Core | On Grade Level | Document

Reading and Writing Companion Book: Grammar

GENRE WRITING

Draft

Descriptive Details The author of "Maria Celebrates Brazil" uses details to describe the character and setting in the beginning of the story.

Maria and her family are in their bright, big kitchen. "Please, Mãe, por favor!" Maria begs. "Mãe speaks Portuguese. This is the language of Brazil. You must know how much you beg or plead, you must go to practice. The parade is next week."

Use the paragraphs as a model to start writing. Think about details that describe your setting. Include descriptive details in the words your characters speak.

Write a Draft Look over the chart you made. Use it to help you write your draft to your notebook. Remember to use details that describe, or tell about, your characters, settings, and events.

REALISTIC FICTION

Revise

Strong Openings A strong opening grabs your attention and makes you want to find out what happens next. Read the story opening below. Then revise it. Add details about the character and his problem to make readers interested in the story.

"She has slept late, he needed to make a picnic for Father's Day. Outside to bedroom window, there were clouds."

Key Points Strong openings can describe a problem or character from the start. Think about what the character faces about the problem. Change, or what a character sees, can show strong feelings.

Organize Connections Pay attention to your story organization. Use quarter marks of the end of paragraphs. Use underlines to mark important points when you write sentences that show strong feelings.

Revise It's time to revise your draft. Include a strong opening that makes your reader want to find out what happens next.

Practice Book Example Page

RWC에서 배운 Writing Traits를 강화할 수 있는 자료

Practice Book

WRITE ABOUT THE TEXT SHARED READ

Writing Trait: Organization (Strong Beginning)

A. Read Alex's writing. Alex began by adding important details and hints about the characters to grab the reader's attention.

Alex's Model

Maria didn't know what to do. She lost her headband for the parade! She was about to cry, but Mãe said that they could make a new one using Maria's other headband. Mãe sewed shiny stones on Maria's red headband. Maria added purple and pink feathers.

Draft Model

Maria went to the store to get some milk. It was a long walk. When she got there, she was upset. She forgot her money. The store owner was very kind. He said she could take the milk and bring the money later.

C. Now revise the draft by adding a strong beginning that grabs the reader's attention and tells the character and setting.

My Revision

B. Read the draft model. Use the questions to help you write a strong beginning for the story.

- Who is the character in the story?
- Where does the story take place?
- What information will make readers want to continue reading?

Practice Book Answer Key

WRITE ABOUT THE TEXT SHARED READ

Writing Trait: Organization (Strong Beginning)

A. Read Alex's writing. Alex began by adding important details and hints about the characters to grab the reader's attention.

Alex's Model

Maria didn't know what to do. She lost her headband for the parade! She was about to cry, but Mãe said that they could make a new one using Maria's other headband. Mãe sewed shiny stones on Maria's red headband. Maria added purple and pink feathers.

Draft Model

Maria went to the store to get some milk. It was a long walk. When she got there, she was upset. She forgot her money. The store owner was very kind. He said she could take the milk and bring the money later.

C. Now revise the draft by adding a strong beginning that grabs the reader's attention and tells the character and setting.

My Revision

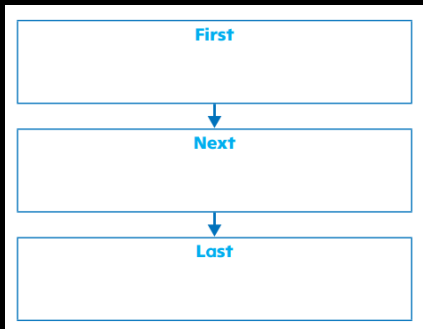
Answers will vary but should include information about the character and setting and should be written to grab the reader's attention.

B. Read the draft model. Use the questions to help you write a strong beginning for the story.

- Who is the character in the story?
- Where does the story take place?
- What information will make readers want to continue reading?

XII. Others

Graphic Organizer (Grade K-3)



Grade 레벨에서 찾을 수 있고 Weekly Opener 나 Writing 파트를 학습할 때 아이디어를 구성하기 좋은 자료

Build Background Image (GK-G1)



Weekly Concept 학습시 단어나 생각을 확장시킬 수 있는 단어 카드로 예문을 들 수 있고 그림에 대해 말하며 Weekly Theme에 대한 이해를 강화시킬 수 있는 자료

Visual Vocabulary Cards (GK-G3)




해당 Grade나 Unit에서 배울 수 있는 Oral Vocabulary 학습용으로 학습자의 영어 수준이 높은 경우 활용하기 좋은 단어 카드

Scope and Sequence (Grade K-3)

Grade 1 - Unit 1 - Scope and Sequence											
Unit 1 - Scope and Sequence	Unit 1 - Scope and Sequence	Unit 1 - Scope and Sequence	Unit 1 - Scope and Sequence	Unit 1 - Scope and Sequence	Unit 1 - Scope and Sequence	Unit 1 - Scope and Sequence	Unit 1 - Scope and Sequence	Unit 1 - Scope and Sequence	Unit 1 - Scope and Sequence	Unit 1 - Scope and Sequence	Unit 1 - Scope and Sequence
Unit 1 - Scope and Sequence	Unit 1 - Scope and Sequence	Unit 1 - Scope and Sequence	Unit 1 - Scope and Sequence	Unit 1 - Scope and Sequence	Unit 1 - Scope and Sequence	Unit 1 - Scope and Sequence	Unit 1 - Scope and Sequence	Unit 1 - Scope and Sequence	Unit 1 - Scope and Sequence	Unit 1 - Scope and Sequence	Unit 1 - Scope and Sequence

해당 Grade 전체의 Framework을 확인할 수 있는 자료로 Grade레벨에서 확인 가능

Language Development Practice (Grade K-3)



전체적인 Core Skill을 강화할 수 있는 Practice Book과는 별개로 문법요소를 연습 및 강화할 수 있는 자료

Inquiry Space (Grade 2-3)



Research and Inquiry 학습이나 Genre Writing 학습에 필요한 Video 자료로 Academic Standards에 부합하는 결과물을 산출해 낼 수 있음